





20 SPORT

Windshields

A. QUICK-RELEASE TOURING WINDSHIELD – CLEAR

Wind deflection with sporty style. This detachable windshield is designed specifically for the Nightster® model and can be installed or removed quickly and easily for desired style and protection. 17" clear windshield deflects wind flow over the head of most riders to reduce wind force on the helmet and chest to reduce fatigue on long high-way rides. Offers added rider protection from wind, rain and insects. Mounts to the forks with quick-release clamps so there is no leave-behind hardware when the windshield is removed. Black mounting hardware and support brackets match the style of the Nightster model. Harley-Davidson quality hard-coated polycarbonate material resists chips and scratching. Includes all necessary mounting hardware

57400479  
Fits '22-later RH975 and RH975S models.

B. QUICK-RELEASE COMPACT WINDSHIELD – LIGHT SMOKE

Wind deflection with sporty style. This detachable windshield is designed specifically for the Nightster model and can be installed or removed quickly and easily for desired style and protection. 11" smoked windshield maintains consistent wind flow at shoulders and above for improved comfort and added protection from the elements . Light Smoke tint and compact design enhances the look of the bike. Mounts to the forks with quick-release clamps so there is no leave-behind hardware when the windshield is removed. Black mounting hardware and support brackets match the style of the Nightster model. Harley-Davidson quality hard-coated polycarbonate material resists chips and scratching. Includes all necessary mounting hardware

57400492  
Fits '22-later RH975 and RH975S models.



A. QUICK-RELEASE TOURING WINDSHIELD – CLEAR



B. QUICK-RELEASE COMPACT WINDSHIELD – LIGHT SMOKE



C. QUICK-RELEASE COMPACT WINDSHIELD – DARK SMOKE



D. ENGINE GUARD – GLOSS BLACK



E. FLAT-OUT BAR – BLACK

SPORT 21

Windshield & Engine Guards

C. QUICK-RELEASE COMPACT WINDSHIELD

Wind deflection with sporty style. This detachable windshield is designed specifically for the Sportster® S model and can be installed or removed quickly and easily for desired style and protection. Shaped to maintain wind flow at shoulders and above for improved comfort or added protection from the elements while maintaining airflow. Mounts to the forks with quick-release clamps. Black mounting hardware and support brackets and dark windshield tint match the style of the Sportster® S model. Harley-Davidson quality hard-coated polycarbonate material resists chips and scratching. Includes all necessary mounting hardware.

57400459  
Dark Smoke.  
Fits '21-later RH1250S models.

D. ENGINE GUARD\*


The strength of steel. This tubular steel engine guard is designed to help protect the Sportster® S motorcycle from cosmetic damage in the event of a stationary or low-speed tip-over. Strong one-piece tubular steel guard. Black finish matches the motorcycle chassis. Bolts onto existing mounting points for clean style and easy installation with no modifications. Includes all necessary mounting hardware.

49000194  
Gloss Black.  
Fits '21-later RH1250S models.

E. FLAT-OUT BAR – BLACK\*

Get tip-over protection with sleek low-profile West Coast performance style, without “old school” hoops. Provides limited cosmetic vehicle protection to the front of the motorcycle in a low-speed tip-over event. Featuring a Gloss Black finish and stylish end caps with Harley-Davidson logo. Easy to replace in event of low-speed tip-over. Factory integrated design for an ideal fit and validated performance.

49000255  
Fits '21-later RH1250S, RH975, and RH975S models.

 **\*WARNING:** Engine guards may provide limited leg and cosmetic vehicle protection under unique circumstances (fall over while stopped, very low speed slide). They are not made nor intended to provide protection from bodily injury in a collision with another vehicle or any other object..



22 SPORT

Seats

**A. SUNDOWNER™ SOLO RIDER SEAT – NIGHTSTER®**

Maximize your miles. The Sundowner™ Solo Seat for the Harley-Davidson® Nightster® model can help keep you comfortable and alert until the next gas stop. Its enhanced bucket shape and spherical-void foam construction is designed to reduce numbing pressure points, and waterproof construction means you won't have a soggy bum after the rain quits. Enhanced bucket design cradles the rider and minimizes pressure points for improved long-haul comfort. Waterproof construction and seam sealed stitch lines prevent water from soaking into the foam and leaving the rider with a damp bum. Factory fit retains access to fuel fill and under-seat features. Easy installation

**52000571**  
Fits '22-later RH975 models.



**B. SUNDOWNER™ PASSENGER PILLION**

Share the ride and the comfort. Designed for the Nightster model, the Sundowner™ pillion is wider and longer than a standard accessory pillion for more miles of comfort. Designed to match the styling of the Sundowner™ Solo Rider Seat. Waterproof construction and seam sealed stitch lines prevent water from soaking into the foam and leaving the passenger with a damp bum. Uses factory mounting points for clean-and-easy installation and removal. Cover and stitching matches the Sundowner Solo Seat to maintain integrated motorcycle style. Includes all necessary mounting hardware


**52400288**  
Fits '22-later RH975 models equipped with Original Equipment or Sundowner solo seat. Installation requires separate purchase of Passenger Footpeg Mount and Peg Kit P/N 50502434.



**C. REACH® SOLO SEAT – NIGHTSTER**

This seat is shaped to deliver the ergonomic position that a shorter rider needs for optimal comfort and control, while maintaining premium style. Places the rider a 0.5" (13mm) forward and 0.3" (8mm) lower when compared to the stock Nightster model seat. Heavily sculpted nose and inner thigh area greatly improves reach to ground and removes inner thigh pressure for shorter riders. Low overall height provides the rider with added confidence and control while the bike is at a stop or during parking maneuvers. Seat maintains style and fit of the stock seat for a great look. Seat width 12.8"

**52000550**  
Fits '22-later RH975 models.



**D. PASSENGER PILLION**

Share the ride and the fun. Designed for the Nightster® model, the pillion is secured to the tail section behind the solo seat. Uses factory mounting points for clean-and-easy installation and removal. Quality vinyl cover maintains integrated motorcycle style. Includes all necessary mounting hardware

**52400306**  
Fits '22-later RH975 models equipped with Original Equipment solo seat. Installation requires separate purchase of Passenger Footpeg Mount and Peg Kit P/N 50502434.



A. SUNDOWNER™ SOLO RIDER SEAT

B. SUNDOWNER™ PASSENGER PILLION

C. REACH® SOLO SEAT

D. PASSENGER PILLION



E. SWITCHBACK SEAT – NIGHTSTER



F. SUNDOWNER SOLO SEAT – SPORTSTER S MODEL



G. SUNDOWNER PASSENGER PILLION



H. PASSENGER PILLION


SPORT 23

Seats

**E. SWITCHBACK SEAT – NIGHTSTER®**

Add some style and attitude with no comfort compromise. This one-piece, two-up seat offers a high-performance profile with a focus on design details. The One-piece two-up design incorporates rider seat and pillion. Featuring a Dimpled vinyl and raised pillow detail in center of rider position for a custom look along with contrasting stitching. A deep shape supports the aggressive rider and a clean style complements any custom direction.


**52000655A**  
Fits '22-later RH975 and RH975S models.



**F. SUNDOWNER™ SOLO SEAT – SPORTSTER® S MODEL**

Head for the horizon. This Sundowner™ Seat provides the Sportster® S rider with maximum comfort for long rides. Enhanced bucket design and spherical-void foam construction for improved long-haul comfort. Extra support for more-aggressive riding. Seam sealed stitch lines prevent water from soaking into the foam and leaving the rider with a damp bum. Details in the top seat cover enhance overall style

**52000510**  
Fits '21-later RH1250S models.



**G. SUNDOWNER PASSENGER PILLION**

Share the ride and the fun. Designed for the Sportster S model, the pillion is secured to the tail section behind the solo seat. Pillion upholstery detail matches the accessory Sundowner Solo Seat P/N 52000510 (sold separately) for an integrated look and fit on the motorcycle. Slightly larger width than the standard accessory pillion for added passenger comfort. Seam sealed stitch lines prevent water from soaking into the foam and leaving the passenger with a damp bum. Kit includes a rear fender extension designed to deflect spray or debris from the passenger's back. The pillion also provides a solid base for accessory Tail Bag luggage P/N 93300128 (sold separately). Includes all necessary mounting hardware.

**52400251**  
Fits '21-later RH1250S models equipped with Sundowner Solo Seat P/N 52000510. Installation requires separate purchase of Passenger Footpeg Mount Kit P/N 50502192 and passenger footpegs.



**H. PASSENGER PILLION**

Share the ride and the fun. Designed for the Sportster S model, the pillion is secured to the tail section behind the solo seat. Pillion upholstery matches the Original Equipment rider seat for an integrated look and fit on the motorcycle. Kit includes a rear fender extension designed to deflect spray or debris from the passenger's back. The pillion also provides a solid base for accessory Tail Bag P/N 93300128 (sold separately). Includes all necessary mounting hardware.

**52400271**  
Fits '21-later RH1250S models equipped with Original Equipment solo seat. Installation requires separate purchase of Passenger Footpeg Mount Kit P/N 50502192 and passenger footpegs.





24 SPORT

Backrests & Racks

A. HOLDFAST™ SISSY BAR UPRIGHT – LOW HEIGHT – GLOSS BLACK

A sissy bar and passenger backrest pad is the starting point for building a complete touring machine. The backrest adds long-range comfort and support and provides a feeling of confidence and control for the passenger. HoldFast™ One-Piece Uprights feature an exclusive latch system that permits the backrest to be installed or removed in seconds to add versatility to your ride. The HoldFast sissy bar upright simply slips into position on the docking points, and the fingertip latches are clicked into position for a positive lock. Gloss Black Finish. An ideal location to secure cargo. Improves passenger comfort and confidence. Available in short and standard height for optimized passenger back support. Works with Compact Passenger Backrest Pads (sold separately).

**52300702A**  
Fits '22-later RH975 and RH975S models.

B. PASSENGER BACKREST KIT

This low padded backrest slides into position on Passenger Pillion Kit P/N 52400271 or 52400251 (sold separately) and is secured to the tail section to provide ideal passenger confidence and comfort. Integrated design with the Sportster® S model for easy installation and removal. Pad matches the upholstery of the Original Equipment seat for an integrated look. The backrest is not designed to support luggage. Includes required mounting hardware.

**52300715**  
Fits '21-later RH1250S models. Requires separate purchase of Passenger Pillion Kit P/N 52400271.

C. HOLDFAST™ DOCKING HARDWARE KIT

The ideal choice for maximum versatility, this complete kit contains the docking hardware necessary to install all HoldFast™ detachable accessory options. Even if you only install a passenger backrest today, this kit allows you to add additional accessories in the future. Gloss Black Finish. Allows the addition of accessories as your customizing demands change. Includes docking points to allow installation of H-D® Detachables™ Sissy Bar and Solo Luggage Rack. This kit has been tested and validated to the rigorous standards required from the Harley-Davidson brand of premium products.

**52300705**  
Fits '22-later RH975 and RH975S models..

D. OVERWATCH THROW-OVER SADDLEBAGS

Perfect for a road-trip weekend or the daily commute, these convenient Throw-Over bags are designed to be easy to install or remove from the motorcycle and can be zipped off their yoke to carry away with convenient built-in handles. Constructed from 1680 denier, UV-stable, PVC-backed nylon. Adjustable Yoke fits below or over passenger seat. Zippers on each side of the yoke make it easy to release the bags to carry into home, hotel or work. Roll-top waterproof liners protect gear from the weather. Liners are high-visibility gray color, making the bag contents visible even in low light. Zippered pocket in each bag lid to hold small items such as keys or wallet. Laser-cut MOLLE system on bag tops and ends provide mounting options for straps, bungee cord or carabiners to secure gear externally. Rugged quick-release buckles secure the lids. Luggage capacity: 700 cubic inches per bag, 6 pound load rating per bag.

**90202693**  
Fits MY22-later RH975 and RH975S. Fits '00-later XL models (except XL1200CX, XL1200S, XL1200T, and '02-'03 XL883R) and '94-'15 XL models (except XL1200S, XL1200T, and '02-'03 XL883R) without H-D Detachables. Fits '08-later Dyna® models (except FLD) without H-D® Detachables sissy bars or racks. Fits '18-later FLSTL, FXBB, FXBBS and FXST. All fitments require model specific H-D Saddlebag supports.

E. THROW-OVER SADDLEBAG SUPPORT – NIGHTSTER®

Required support for installation of Overwatch Throw-Over Saddlebags P/N 90202693. Easy installation to existing mounting points. Black finish is inconspicuous when bags are not installed. Includes mounting hardware.


**90202689**  
Fits '22-later RH975 and RH975S models.



A. HOLDFAST™ SISSY BAR UPRIGHT – LOW HEIGHT – GLOSS BLACK



A. HOLDFAST™ SISSY BAR UPRIGHT – LOW HEIGHT – GLOSS BLACK



B. PASSENGER BACKREST KIT



C. HOLDFAST™ DOCKING HARDWARE KIT



D. OVERWATCH THROW-OVER SADDLEBAGS



E. THROW-OVER SADDLEBAG SUPPORT – NIGHTSTER



F. DETACHABLE SADDLEBAGS



G. TAIL BAG – SPORTSTER S MODEL



H. SINGLE-SIDED SWINGARM BAGS – CLASSIC



I. SINGLE-SIDED SWINGARM BAGS – MODERN

SPORT 25

Luggage

F. DETACHABLE SADDLEBAGS

Optimize your Nightster® model with next generation of stylish, versatile and easy-to-use saddlebags from Harley-Davidson. Handle-mounted locks secure luggage lids and prevent access to the attachment mechanism to reduce the chance of theft. Fast and easy to mount and remove with a positive “click” to when the luggage is secured to the mounts. Ride with confidence in the wet weather thanks to advanced water sealing that keep luggage content dry. Size and shape of luggage is optimized for the Nightster® model to deliver maximum capacity without affecting comfort or the installation of other accessories. Nighster® models require separate purchase of Turn Signal Relocation Kit 67801297

**90202254**  
Fits '22-later RH975 models. Requires separate purchase of Turn Signal Relocation Kit P/N 67801297.

Shown with: TURN SIGNAL RELOCATION KIT

Provides third mounting point for Detachable Saddlebags (P/N 90202254, sold separately). Required to ensure proper attachment and functionality of the bags. Ensures compliance for license plate and turn signal visibility

**67801297**  
Fits '22-later RH975 models.

G. TAIL BAG – SPORTSTER® S MODEL

This expandable Tail Bag luggage is designed to fit and look great on the Sportster® S model, and provides a convenient luggage option for ride essentials that is easy to install and remove. The Tail Bag is secured to the motorcycle tail section with quick-release straps and cam-lock buckles. The bag interior is bright orange to make it easier to see the contents. A carry handle makes it easy to move from bike to home or office. Includes waterproof rain cover. Luggage capacity is 5 pounds. The main compartment volume is expandable from 8.2 liters to 11.5 liters. Requires the Tail Bag be installed over the accessory Passenger Pillion Kit P/N 52400271 or 52400251 (sold separately).

**93300128**  
Fits '21-later RH1250S models. Requires separate purchase of accessory passenger pillion for installation.

H. SINGLE-SIDED SWINGARM BAG – CLASSIC

Room for essentials with classic style, the Single-Sided Swingarm Bag is updated with modern design. Bag secures to left-side swingarm with easy-to-use straps and a semi-rigid back. Large enough to hold riding essentials you can’t carry in a pocket, including most medium sized bottles. The detachable backwall organizer makes pre-packing the bag easy without having to squat or bend down to the bag. A waterproof removable liner helps keep contents dry. Engineered to not affect motorcycle lean angle. The black leather shell has a classic look that gains patina with age. Bag support required for installation.

**90202530**  
Fits '21-later RH1250S and '22-later RH975 and RH975S models. RH1250S models require separate purchase of bracket P/N 90202533. RH975 models require separate purchase of bracket P/N 90202532

I. SINGLE-SIDED SWINGARM BAG – MODERN

Room for essentials with classic style, the Single-Sided Swingarm Bag is updated with modern design. Bag secures to left-side swingarm with easy-to-use straps and a semi-rigid back. Large enough to hold riding essentials you can’t carry in a pocket, including most medium sized bottles. The detachable backwall organizer makes pre-packing the bag easy without having to squat or bend down to the bag. A waterproof removable liner helps keep contents dry. Engineered to not affect motorcycle lean angle. The black nylon shell is durable and fade-resistant. Bag support required for installation.

**90202531**  
Fits '21-later RH1250S and '22-later RH975 and RH975S models. RH1250S models require separate purchase of bracket P/N 90202533. RH975 models require separate purchase of bracket P/N 90202532.



**A. FORWARD CONTROL KIT – GLOSS BLACK**  
Stretch out for maximum comfort and style. Gloss Black finish Moves the controls 10.2" (259mm) forward and 1.6" (40mm) upward from the Original Equipment foot position, providing a comfortable riding position. Does not compromise motorcycle lean angle. Ideal for taller riders or those that like to stretch out when hitting the open road. Includes all components necessary to convert your mid-controls to forward controls.

**50502205**  
Fits '22-later RH975 and '23-later RH975S models not equipped with engine guards. Requires separate purchase of Chin Guard P/N 57200347.

**B. CHIN GUARD**  
Replacement Chin Guard offers factory mounting locations and updated design to accommodate pass through of accessory forward foot controls or engine guard. Original Equipment mounting locations for easy bolt-on installation. No cutting or other modification required for a factory finish out of the box.

**57200347**  
Fits '22-later RH975 and '23-later RH975S models.

**C. MID-CONTROL KIT**  
Move your feet. This complete mid-control conversion kit puts the Sportster® S motorcycle rider in a more-aggressive foot position for enhanced comfort and cornering confidence. It also reduces the reach to foot controls, an ergonomic advantage for riders of shorter stature. Relocates the left and right rider foot pegs and foot controls from the Original Equipment forward position to a mid-position on the bike. Installation does not compromise motorcycle lean angle. Mid-controls may be installed with passenger footpegs. Factory design ensures ideal fit and function. Includes all necessary mounting components and hardware.

**50502136**  
Fits '21-later RH1250S models.

**D. BLACK SHIFT LINKAGES**  
Complete a custom look when installing black accessory foot controls. Direct replacement for Original Equipment linkage ensures proper fit and performance. Durable black finish.

**33600402**  
Fits '21-Later RH1250S models with original equipment forward controls.

**33600403**  
Fits '22-later RH975 and '23-later RH975S models with original equipment mid-controls.



A. FORWARD CONTROL KIT – GLOSS BLACK



B. CHIN GUARD



C. MID-CONTROL KIT



D. BLACK SHIFT LINKAGES



E. WILD ONE COLLECTION – REAR BRAKE LEVER



F. WILD ONE COLLECTION – SHIFTER PEG



G. '66 COLLECTION – REAR BRAKE LEVER



G. '66 COLLECTION – REAR BRAKE LEVER



H. PASSENGER FOOTPEG MOUNT KIT  
( SHOWN WITH PASSENGER FOOTPEG P/N 50502026)



I. PASSENGER FOOTPEG MOUNT & PEG KIT



I. PASSENGER FOOTPEG MOUNT & PEG KIT

**E. WILD ONE™ COLLECTION – REAR BRAKE LEVER**  
Machined aluminum highlights.Complete this custom look with additional accessories from the Wild One™ Collection.

**41600326**  
Fits '21-later RH1250S models.

**F. WILD ONE COLLECTION – SHIFTER PEG**  
Machined aluminum highlights.Complete this custom look with additional accessories from the Wild One Collection.

**33600338**  
Fits '21-later Revolution Max engine-equipped models.

**G. '66 COLLECTION – REAR BRAKE LEVER**  
Durable satin black finish. Complete this custom look with additional accessories from the '66 Collection.

**41600370**  
Fits '22-later RH975 and '23-later RH975S models. Requires separate purchase of Brake Pedal Pad P/N 50600483.

**41600348**  
Fits '21-later RH1250S models. Requires separate purchase of Brake Pedal Pad P/N 50600483.

**H. PASSENGER FOOTPEG MOUNT KIT**  
Share the ride and the fun with passenger footpegs for the Sportster® S motorcycle. The foot peg mounts match the look of the motorcycle and bolt directly to integrated mounting points on the bike, for an easy clean-looking installation. Kit includes black left and right foot peg supports and mounting hardware. Footpegs and foot peg hardware sold separately.

**50502192A**  
Fits '21-later RH1250S models. Separate purchase of Passenger Footpegs is required

**I. PASSENGER FOOTPEG MOUNT & PEG KIT**  
Share the ride and the fun with passenger footpegs for the Nightster® motorcycle. The footpeg mounts match the look of the motorcycle and bolt directly to integrated mounting points on the bike, for an easy, clean-looking installation. Kit includes black left and right footpeg supports, mounting hardware and footpegs. Easy to install

**50502434**  
Fits '22-later RH975 and '23-later RH975S models.



**A. MOTO BAR – NIGHTSTER®**

When installed with our 5" riser this 1" diameter Moto Bar moves hand controls 2 inches up and 1 inch back to put the rider in a commanding position on the motorcycle. Features a Gloss Black finish and a performance-style flat-track bend that moves hand controls up and back. Original Equipment on Nightster Special model.

**55801558**

Fits '22-later Nightster models. Requires separate purchase of additional components, including Nightster 5" Riser P/N 55900307

**B. NIGHTSTER RISER – 5"**

When installed with our Moto Bar this 5" riser moves hand controls 2 inches up and 1 inch back to put the rider in a commanding position on the motorcycle.

**55900307**

Fits '22-later Nightster models. Requires separate purchase of additional components, including P/N 55801558.

**C. REACH® HANDLEBAR**

With a shape designed to place the handlebars closer to the rider, this Reach® Handlebar puts the rider in an upright seating position for added comfort and control. Designed to place the handlebars closer to the rider for ideal fit, comfort and control. Nightster® models require separate purchase of Brake Line P/N 41800874. Gloss Black finish 1" bar diameter.

**55801263**

Fits '21-later RH1250S and '22-later RH975 models.

**D. TRACKER HANDLEBAR**

Inspired by rough-and-tumble flat track race bikes, this handlebar is wider and taller than stock and features a cross brace. Designed to give the Sportster® S and Nightster models additional leverage during spirited riding. Fixed cross-bar gives aggressive look to front end. Nightster models require separate purchase of Brake Line P/N 41800874. Gloss Black finish

**55801280**

Fits '21-later RH1250S '22-later RH975 models.

\*NOTE: Installation of some handlebars and risers may require a change in clutch and/or throttle cable and brake lines for some models. Handlebar height is regulated in many locations. Check local laws to ensure your motorcycle meets applicable regulations.



A./B. NIGHTSTER MOTO BAR AND 5" RISER




C. REACH® HANDLEBAR



D. TRACKER HANDLEBAR



E. CHROME EXHAUST SHIELDS



F. HEAVY BREATHER AIR CLEANER – CHROME



F. HEAVY BREATHER AIR CLEANER – BLACK



G. VELOCITY STACK – BLACK (RAW SHOWN INSET)

**E. CHROME EXHAUST SHIELDS**

Use these shields to quickly and easily change the exhaust appearance to add some contrast. The perfect complement to a chrome Heavy Breather.

**65400681**

Fits '22-later RH975 and RH975S models.

**F. HEAVY BREATHER AIR CLEANER**

This forward-facing exposed element Air Cleaner kit is sure to turn heads at the starting line. Featuring a gloss back or chrome elbow and exposed high-flow filter, the performance feel is unmistakable. Exposed high-flow filter for an aggressive, high-performance look. Washable and rechargeable filter element saves time and money over the long run versus buying replacement filters. Lightweight die-cast aluminum intake tube and backing plate for smooth airflow into the engine. Kit includes all necessary mounting hardware

Fits '22-later RH975 models

**29400442** Chrome.

**29400440** Black.

**G. VELOCITY STACK**

Add the look of wide-open performance with this hot rod style side-draft intake. 2.5" spun aluminum stack with hidden fasteners and a durable black anodized finish for a clean custom look. Stainless steel mesh screen adds classic detail. Black backing plate lets the raw velocity stack pop with contrast

Fits '22-later RH975 models

**29400453** Black.

**29400433** Raw w/ Clear.



