

46 CRUISER

Café Custom Accessories

A. ROUND BAR END MIRROR – SATIN BLACK*

Complete the cut-down café bike look. These Bar End Mirrors provide a clean, streamlined look when compared to traditional mirrors. These round convex mirrors plug into the end of the handlebar to extend beyond the hand grip for an improved field of view on the bike equipped with narrow bars. When equipped with the Bar End Mirror Hand Grips (sold separately), the mirrors are simply inserted into the end of the grip and tightened in place. The mirrors are adjustable for maximum rear visibility, and can be positioned above the bar or, in some configurations, below the bar. When positioned below the bar, the left-hand mirror is used on the right, and the right-hand mirror moves to the left side. Includes hardware required to fit both 7/8" or 1" bars. Right and left mirrors are sold separately.

Fits stock or accessory handlebars on '15-'20 XG (except models equipped with Drag Bar P/N 55800225 or 55800238), '02-'17 VRSC™ (except VRSCF), '96-later XL and XR, '96-'17 Dyna® (except FXDLS), '96-'15 Softail® (except FLSTNSE, FXSBSE and '11-'12 FLSTSE) and '96-'07 Touring models. Installation requires separate purchase of Diamond-Black Hand Grip P/N 56100199 (1") or 56100202 (7/8").

56000133A Right Hand (upright position).

56000134 Left Hand (upright position).

B. DIAMOND-BLACK HAND GRIPS – BAR END MIRRORS

Shroud your bike in mystery. This blacked-out hand and foot control collection features distinctive knurled surfaces that expose the raw billet aluminum for a dramatic contrast. Designed to age and "break in" like a pair of comfortable stone-washed jeans, the satin black finish will complement both high-gloss and denim paint colors. Designed for use with Bar End Mirrors, these stripped-down Hand Grips feature glueless installation that can be easily removed for service without damage. Grip End Caps are sold separately.

56100199 For 1" Diameter Bar.

Fits '02-'17 VRSC (except VRSCF), '96-later XL and XR, '96-'17 Dyna (except FXDLS), '96-'15 Softail (except FLSTNSE, FXSBSE and '11-'12 FLSTSE) and '96-'07 Touring models. Installation requires separate purchase of Bar End Mirrors P/N 56000133 and 56000134 or End Caps P/N 55900114.

Also available:

HAND GRIP END CAPS

Easy to install smooth End Caps fill the open end of the Diamond-Black Bar End Mirror Hand Grips if you remove the mirrors or select to use only a single mirror. Sold individually.

55900114

Fits models equipped with Diamond-Black Hand Grips P/N 56100199 and 56100202.



A. ROUND BAR END MIRROR – SATIN BLACK



B. DIAMOND-BLACK HAND GRIPS – BAR END MIRRORS

*Harley-Davidson Motor Company cannot test and make specific fitment recommendations concerning every possible mirror and handlebar combination. Therefore, after installing new mirrors or handlebars, and before operating the motorcycle, check to ensure that the mirrors provide the operator a clear view to the rear.



C. TANK KNEE PAD KIT



D. CUT BACK OIL TANK COVER



D. CUT BACK BATTERY COVER



E. DIPSTICK BEZEL – GLOSS BLACK



F. SPORTSTER FRONT SPOILER – VIVID BLACK

CRUISER 47

Café Custom Accessories

C. TANK KNEE PAD KIT

These self-adhesive rubber knee pads provide a touch of old-school style. The rich black rubber pads feature tapered ribs and a raised Bar & Shield logo to protect the surfaces where your legs contact the tank. The compact pads measure 7.0" by 2.75", and are flexible enough to fit many tank profiles. Sold in matched pairs.

57300065

Fits fuel tanks on many Harley-Davidson Street®, Sportster®, Dyna® and Softail® models. May cover a portion of fuel tank graphics. Check appearance before adhering to tank.

D. CUT BACK SIDE COVERS

Instantly transform the profile of your Sportster motorcycle. These Cut Back Side Covers feature a unique two-piece design with a cutaway, technical look. The combination of gloss black and textured black surfaces visually reduces the size of the side covers, and the raised "speed lines" impart a sense of forward motion. The side covers feature improved mounting tabs for easy and secure installation. Right-side oil tank cover features a gloss black dipstick surround to add to the blacked-out look. Oil Tank Cover and Battery Cover are sold individually.

Fits '14-later XL models.

57200139 Oil Tank Cover.

57200140 Battery Cover.

E. DIPSTICK BEZEL – GLOSS BLACK

This gloss black Dipstick Bezel replaces the Original Equipment chrome or satin silver bezel and completes the blacked-out look of the Sportster model's right side oil tank cover. This bezel complements the available Gloss Black LCD Oil Level and Temperature Dipstick P/N 62700011. Includes replacement push nut for installation.

57200159

Fits '04-later XL models.

F. SPORTSTER® FRONT SPOILER*

The wedge shape of the spoiler accents the lean and narrow look of the Sportster model. Injection-molded from high-impact material and available Primed or Vivid Black finishes. Kit includes all mounting hardware.

Fits '04-later XL models. Does not fit with Engine Guards, Boom!™ Audio Cruiser Amp and Speakers or Down Tube Bags.

58882-04BDK Primed.

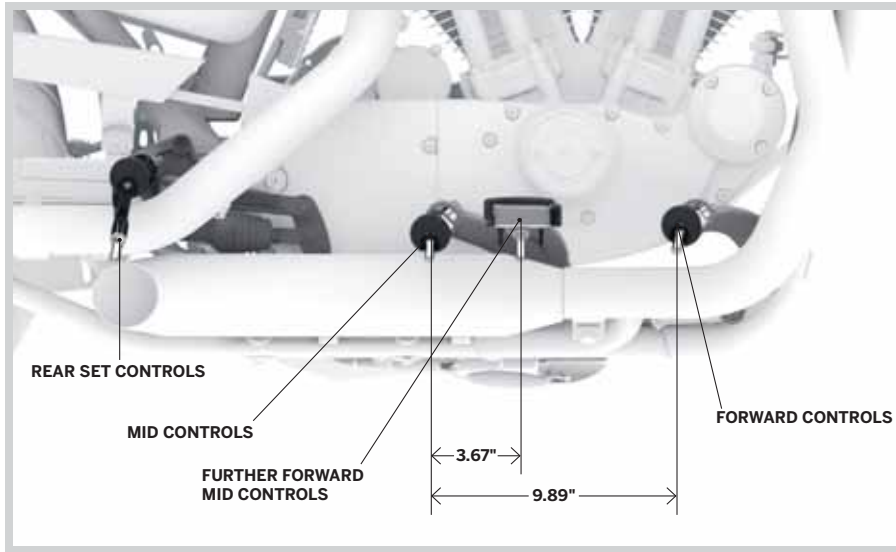
58882-04DH Vivid Black.

*NOTE: This product is a "Paint to Order" accessory. Please allow for an average of 5 weeks' delivery for this item.

A. REAR SET FOOT CONTROLS – SPORTSTER® MODELS

Transform the on-street profile of your Sportster® model. Moving the foot controls to a rear-mounted location takes the riding position from a relaxed cruiser to a solo, aggressive, curve-carving posture. When combined with a Clip-On or Clubman Handlebar, the resulting hands-forward and feet-back profile drapes the rider over the bike and makes you feel a part of the machine. This complete gloss black Rear Set Control Kit includes everything you need to move the brake and shift lever to the rear passenger position. This unique kit maintains the standard 1-down and 4-up shift pattern, and can be installed with the Original Equipment low staggered exhaust system. Kit reuses Original Equipment rider footpegs. Installation requires removal of passenger footpegs and foot-peg mounts. For solo rider application only.

50700040 Gloss Black.
Fits '14-later XL883N, XL883L, XL1200CX, XL1200T, and XL1200X models and '18-later XL1200NS and XL1200XS models. Does not fit with Rail Collection Sprocket Cover P/N 34800032. For use with solo seat application only. Installation of Rear Set Controls requires removal of passenger foot pegs, therefore removal of the Original Equipment two-up seat and installation of a solo-only seat is required. See your Dealer for solo seat options.



FOOT CONTROL POSITION OPTIONS



A. REAR SET FOOT CONTROLS – SPORTSTER MODELS



A. REAR SET FOOT CONTROLS KIT GLOSS BLACK – SPORTSTER MODELS

DEFY THE WIND

At highway speed, you take the wind full-force in the chest, causing fatigue in your arms, neck and shoulders. Take the pressure off with an easy-to-install detachable windshield. Shaped to divert air, rain and road debris around the rider, a windshield can add hours of riding comfort.

KEEPING YOU COVERED

<p>20.1 IN</p>	<p>19.5 IN</p>	<p>22.1 IN</p>
<p>SUPER SPORT</p> <p>Eliminates wind and debris, but keeps the wind-in-the-hair feeling. Ideal for a cool morning ride to the office, the sleek profile hugs the front lamps for a sporty look.</p>	<p>COMPACT</p> <p>Traditional king-sized shape with a minimalist edge. For Harley-Davidson® custom and cruiser models, the Compact windshield provides wind and weather protection for every day riding.</p>	<p>TOURING</p> <p>Add maximum weather protection to your sporting motorcycle. Contoured to divert the wind around the rider's helmet and hands, a Touring windshield means long-ride comfort.</p>

READY FOR TAKE-OFF

Designed to be installed or removed without tools in seconds, a detachable windshield gives you the freedom to define your ride at the drop of a hat. Ride across the country protected from the elements, then quickly remove the windshield to hit the streets in style.

SCRATCH-RESISTANT
HARD-COATED
POLYCARBONATE SHIELD

NO TOOLS
QUICK-RELEASE
MOUNT

STAINLESS STEEL
BRACKETS & BRACES



To avoid looking through bug spots, condensation and road grime, select a windshield that tops out just below your line of sight.



50 CRUISER

Windshields

A. QUICK-RELEASE SUPER SPORT WINDSHIELD

Reduces the pounding of wind and shower of bugs, but keeps the wind-in-the-hair feeling. Ideal for a cool morning ride, the sleek profile of the Super Sport Windshield hugs the front headlamp for a sporty look. The windshield mounts to the fork tubes with elegant die-cast lever locking clamps, so the windshield does not require any leave-behind docking hardware. You get quick on-and-off convenience and a clean, custom look. No tools are required and the kit includes everything needed to install the windshield.

57838-08 19" Light Smoke.
Fits '88-later XL (except XL1200CX, XL1200T, XL1200X, XL1200XS and '11-later XL883L and XL1200C). XL1200NS requires removal of headlight visor. Also fits '91-'05 Dyna® models (except FXDWG and FXDXT). XL Custom models require Front Directional Relocation Kit P/N 68517-94A.
Windshield dimensions: Overall height – 25.0"; width – 20.1".

B. QUICK-RELEASE COMPACT WINDSHIELD

Combine the classic Harley-Davidson® windshield shape with a revolutionary new attachment system and you have the best of style and function. The windshield mounts to the fork tubes with elegant die-cast lever-release clamps, so the windshield does not require any leave-behind docking hardware. You get quick on-and-off convenience and a clean, custom look. No tools are required and the kit includes everything needed to install the windshield. The tough, hard-coated polycarbonate windshield is available with traditional polished or gloss black horizontal and vertical braces.

Fits '88-later XL (except XL1200CX, XL1200T, XL1200X, XL1200XS and '11-later XL883L and XL1200C). XL1200NS requires removal of headlight visor. Also fits '91-'05 Dyna® models (except FXDWG and FXDXT).

58063-04 18" Clear – Polished Braces.
Windshield dimensions: Overall height – 26.8"; width – 19.7".

58706-09 18" Clear – Black Braces.
Windshield dimensions: Overall height – 26.8"; width – 19.7".

58602-04 14" Light Smoke – Polished Braces.
Windshield dimensions: Overall height – 22.8"; width – 19.5".

58703-09 14" Light Smoke – Black Braces.
Windshield dimensions: Overall height – 22.8"; width – 19.5".

Fits '11-later XL883L and XL1200C and '14-'20 XL1200T models. Windshield dimensions: Overall height 22.8"; width 19.5".

57801-11 18" Clear – Polished Braces.
Windshield dimensions: Overall height 26.8"; width 19.7".

57802-11 14" Light Smoke – Polished Braces.
Windshield dimensions: Overall height 22.8"; width 19.5".

Fits '16-later XL1200X and XL1200XS models.

57400318 19" Clear – Black Braces.

57400319 15" Light Smoke – Black Braces.



A. QUICK-RELEASE SUPER SPORT WINDSHIELD



B. QUICK-RELEASE COMPACT WINDSHIELD – (GLOSS BLACK BRACES SHOWN)



C. SPORT WINDSHIELD KIT – (58192-87A SHOWN)



C. SPORT WINDSHIELD KIT – (58024-96A SHOWN)



D. QUICK-RELEASE SUPER SPORT WINDSHIELD –XL1200CX



E. H-D DETACHABLES QUARTER FAIRING KIT



F. HEADLAMP VISOR



G. LOCKING QUICK-RELEASE WINDSHIELD CLAMP

CRUISER 51

Windshields

C. SPORT WINDSHIELD KIT

Formed of polycarbonate and hard-coated to resist scratching. Light smoke windshield is contoured to fit the headlamp and incorporates adjustable four-point mounting. Functional styling helps deflect wind to reduce upper body fatigue.

58192-87A 18" Light Smoke.
Fits '88-later XL (except XL883C, XL1200C, XL1200CX, XL1200T, XL1200X, XL1200XS and '11-later XL883L). XL1200NS requires removal of headlight visor. Also fits '95-'05 Dyna® models (except FXDWG and FXDXT). Includes black mounting hardware. Windshield dimensions: Overall height – 18.5"; width – 16.3".

58024-96A 17" Light Smoke.
Fits '96-'10 XL883C and XL1200C, '10 XL1200X, '99-'00 FXR and '87-'94 FXLR models. Windshield dimensions: Overall height-19.1"; width-16.3".

D. QUICK-RELEASE SUPER SPORT WINDSHIELD

Reduces the pounding of wind and shower of bugs but keeps the wind-in-the-hair feeling. The windshield mounts to the fork tubes with elegant die-cast lever locking clamps, so the windshield does not require any "leave-behind" docking hardware. You get quick on-and-off convenience and a clean, custom look. No tools are required and the kit includes everything needed to install the windshield.

57400345 11" Gradient.
Fits '16-'20 XL1200CX models. Overall height – 13.8"; width – 12.8".

E. H-D® DETACHABLES™ QUARTER FAIRING KIT

Sleek, racy styling and sweeping lines are the make-up of this innovative fairing. Its quarter-sized, detachable design gives your bike a whole new, sporty look that can be changed in an instant. Available in Primed or Vivid Black. Requires the installation of Detachable Docking Hardware Kit P/N 58164-96A.

Fits '88-'12 XL (except XL883C, XL883N, XL1200C, XL1200CX, XL1200T, XL1200V and XL1200X and '11-later XL883L), FXR and '95-'05 Dyna® models (except FXDWG, FXDXT and FXLR).

57070-98 Primed.

57070-97DH Vivid Black.

F. HEADLAMP VISOR

Add an element of racy style to stock headlamps with these visors, available in Primed or Vivid Black.

Fits '95-later XL models (except XL883C, XL1200C, XL1200CX, XL1200V, XL1200X and XL1200XS), '95-'05 Dyna models (except FXDWG and FXDXT), '82-'94 FXR and FXRS models. Does not fit with Clip-On Handlebar P/N 55800647.

68129-97 Primed.

68129-98DH Vivid Black.

G. LOCKING QUICK-RELEASE WINDSHIELD CLAMP

Kit includes one locking clamp and two matching keys.

57400006 39mm.

Fits '88-later XL (except '16-later XL1200CX, XL1200X and XL1200XS) and '91-'05 Dyna models (except FXDWG) equipped with Quick-Release Style windshields.

Also available:

FRONT TURN SIGNAL RELOCATION KIT

67800452 Satin Black.

Fits '10-'15 XL1200X models.

FRONT TURN SIGNAL RELOCATION KIT

Fits '88-later XL (except XL1200CX, XL1200T, XL1200X, XL1200XS and '11-later XL883L and XL1200C) and '91-'05 Dyna models (except FXDWG and FXDXT).

68517-94A Chrome.

68643-09 Gloss Black.

SPORTSTER

52 CRUISER

Seating – Reach® & Tallboy®

A. SUPER REACH® SOLO SEAT

Get a little bit closer. Super Reach® forward position seats are designed to move riders with a shorter inseam even closer to the controls and to bring the legs closer together so that your feet rest firmly on the pavement. After hundreds of hours of on-road and ergonomic testing, the seat shape and foam density were selected as the ideal position for riders 5'-0" to 5'-4" tall. The Super Reach Seat moves the rider 1.5" closer to the controls compared to stock seat on XL883L model, and 2" closer and .5" lower compared to stock seat on XL1200C model. The nose is 1.0" narrower than the stock seat, and it is tastefully sculpted to look great with any size Sportster® fuel tank. The combination of premium textured and smooth vinyl surfaces and charcoal gray stitching and embroidered Bar & Shield logo really set the seat apart. For the ultimate solo touring setup, add the Quick Release Rider Backrest P/N 52300245.

52000207

Fits '10-later XL models. Seat width 9.5".

B. REACH SEAT

Designed specifically for riders requiring a close to the bar riding position, without compromising comfort. This seat positions the rider approximately .5" forward, closer to the hand and foot controls. The narrow front profile brings your legs closer together to help you plant your feet firmly on the ground. The slightly bucketed rider seat offers lower back support and features a textured insert to prevent you from sliding around while riding.

51738-07

Fits '07-later XL models equipped with 4.5 gallon fuel tank. Models not equipped with passenger pegs require separate purchase of Passenger Footpeg Kit P/N 50203-04 ('04-'13 models) or P/N 50500270 ('14-later models). Seat width 14.0"; passenger pillion width 10.0".

51737-07

Fits '07-later XL models equipped with 2.2 or 3.3 gallon fuel tanks. Models not equipped with passenger pegs require separate purchase of Passenger Footpeg Kit P/N 50203-04 ('04-'13 models) or P/N 50500270 ('14-later models). XL883N, XL1200N and XL1200X models also require separate purchase of Retention Washer P/N 7487. Seat width 14.0"; passenger pillion width 10.0".

C. TALLBOY® SOLO SEAT

Stretch your legs in style. The Tallboy® Solo Seat allows additional leg and arm movement for the long-limbed rider and the long seating space permits fore and aft repositioning while on the open road. The Tallboy Solo Seat moves the rider back 2.5" and up 2.0" compared to the Original Equipment seat on the XL883L model, and 2.0" back and 1.0" up compared to stock seat on XL1200C models. The seat shape and foam density were carefully selected after hundreds of hours of real-world testing, and are ideal for riders 5'-9" to 6'-2" tall. The seat features a tapered tail to minimize the profile, and it is crafted with premium vinyl surfaces for durability.

52000209

Fits '10-later XL models. Not compatible with Rider Backrest P/N 52300245. Seat width 12.5".



A. SUPER REACH SOLO SEAT



B. REACH SEAT



C. TALLBOY SOLO SEAT




D. SIGNATURE SERIES SOLO SEAT WITH RIDER BACKREST



E. SUNDOWNER SOLO SEAT



F. SIGNATURE SERIES PASSENGER PILLION



G. SUNDOWNER PASSENGER PILLION

CRUISER 53

Seating — Comfort & Touring

D. SIGNATURE SERIES® SOLO SEAT WITH RIDER BACKREST

A perfect combination of foam density and shape has created our most comfortable seat for long-haul touring. The wide seating area will keep the rider extra comfy on a long trip and when you reach your destination, city driving will be easier with the narrow nose that helps keep your legs closer together. Seat features an easily removable adjustable rider backrest that folds down for easier passenger mounting. Rider backrest has a 5-position height adjustment with 1.5" range and a wide range of forward/back angle adjustment with a quick twist of the control knob. Matching Passenger Pillion P/N 52400053 is available for added versatility.

52000034

Fits '07-later XL models with 4.5 gallon fuel tank. Seat width 15.0".

52000062

Fits '07-later XL models with 2.2 or 3.3 gallon fuel tank. Seat width 15.0".

E. SUNDOWNER™ SOLO SEAT

Ride sun-up to sun-down in comfort and style. The Sundowner™ Solo Seat's shape and foam density were developed and refined during hundreds of hours of test rides and ergonomic evaluations. The unique seat features a deep bucket design that cradles the tailbone and provides back support for the rider. The narrow nose of the seat was sculpted to bring the legs closer together, and to look great with any size Sportster® fuel tank. The seat is constructed with premium textured vinyl surfaces for comfort and durability, and features embroidered Bar & Shield logos for style. For two-up riding, simply add the comfortable Sundowner Passenger Pillion P/N 52400121.

52000203

Fits '10-later XL models. Not compatible with Rider Backrest P/N 52300245. Seat width 15.0".

F. SIGNATURE SERIES® PASSENGER PILLION

This carefully styled pillion matches the Sportster® Signature Series® Solo Seat and provides your passenger with a wide seating surface for hours of comfort.

52400053

Fits '07-later XL models equipped with Signature Series Solo Seat P/N 52000034 or 52000062. Pillion width 10.0".

G. SUNDOWNER PASSENGER PILLION

Bring someone along for the ride without giving up your solo status. This carefully styled pillion matches the Sportster Sundowner Solo Seat and provides the passenger with great Sundowner comfort. The pillion is shaped to maximize support on a long ride, and is constructed with premium foam and textured vinyl for years on the road.

52400121

Fits '10-later XL models (except XL1200CX) equipped with Sundowner Solo Seat P/N 52000203. Models not equipped with passenger pegs require separate purchase of Passenger Footpeg Kit P/N 50500270 ('14-later models) or 50203-04 ('10-'13 models). Pillion width 11.0".



Reach Seats



Tallboy Seats

54 CRUISER

Seating — Comfort & Low Profile

A. SUNDOWNER™ SEAT

The Sundowner™ Seat provides the maximum in long-riding comfort. The deep-bucket design puts your body in the proper touring position and the generous padding makes it comfortable for both the rider and passenger as the miles are adding up. The dished shape provides added rider back support and the wide passenger pillion is shaped to minimize pressure points.

51739-07

Fits '07-'09 XL models equipped with 4.5 gallon fuel tank. Models not equipped with passenger pegs require separate purchase of Passenger Footpeg Kit P/N 50203-04. Seat width 14.5"; passenger pillion width 12.0".

51736-07

Fits '07-'09 XL models equipped with 2.2 or 3.3 gallon fuel tanks. Models not equipped with passenger pegs require separate purchase of Passenger Footpeg Kit P/N 50203-04. XL883N, XL1200N and XL1200X models also require separate purchase of Retention Washer P/N 7487. Seat width 14.5"; passenger pillion width 12.0".

51507-04

Fits '04-'06 XL models equipped with 4.5 gallon fuel tank. Models not equipped with passenger footpegs require separate purchase of Passenger Footpeg Kit P/N 50203-04 ('04-'13 models). Seat width 15.0"; passenger pillion width 12.5".

51544-01A

Fits '83-'03 XL models. Seat width 15.0"; passenger pillion width 12.5".

B. BRAWLER® SOLO SEAT

When it's time to go it alone, go in style. These premium quality cowhide leather solo saddles feature a smooth, sleek design that hugs the frame rails for a true custom look. The Brawler® seat's design places the rider "in" the bike for a low-slung riding position, and features a kick-up in the rear to hold the rider in place. The seating position is generally lower than stock, but not as far back as Badlander® or other low-profile seats. The top-grain leather seating surface and contoured foam padding provide a firm but luxurious feel. Seat does not fit with passenger pillions.

52000269

Fits '10-later XL models. Does not fit with Rider Backrest P/N 52300245. Seat width 12.5".

C. CAFÉ SOLO SEAT

There's something about the placement of the rider that makes the Café Solo Seat special. The one-up design features a high back pad that holds the rider in place and provides a direct connection to the bike. You sit "in" the bike, and your hands and feet reach naturally to the controls. The low-slung black vinyl-covered pad, the narrow nose and the tapered tail enhance the bike's sporting profile and pays homage to the heritage of the iconic Café Racer™ style.

52000260

Fits '10-later XL models. Does not fit with Rider Backrest P/N 52300245. Seat width 9.6".

D. LEATHER BADLANDER® SEAT

The traditional Badlander® seat's low and lean style sets the stage for your minimalist custom ride. The frame-hugging rider seat and the slim tapered passenger pillion visually stretch the bike and enhance the slammed look. The seat shape stays low along its entire length and follows the lines of the bike with minimal disruption, and delivers a riding position that is lower and generally farther back than the stock seat. Ideal for both short riders needing to be closer to the ground, or for tall riders who want to move back in the bike without sitting higher. This seat is wrapped in supple top-grain leather and finished with an embroidered Harley-Davidson script. Kit includes leather grab strap and mounting hardware.

52000259

Fits '10-later XL models. XL1200CX requires separate purchase of Low-Profile Sissy Bar Upright P/N 52300403. Models not equipped with passenger pegs require separate purchase of Passenger Footpeg Kit P/N 50203-04 ('10-'13 models) or P/N 50500270 ('14-later models). Seat width 11.5"; passenger pillion width 5.5".



A. SUNDOWNER SEAT (SHOWN WITH SMOOTH BUCKET LOW BACKREST PAD)



B. BRAWLER SOLO SEAT



C. CAFÉ SOLO SEAT



D. LEATHER BADLANDER SEAT

CRUISER 55

Seating — Low Profile

E. BADLANDER CUSTOM SEAT

It's good to be bad. The low and lean Badlander Custom Seat is designed to fit your bike like a glove. The Badlander Seat delivers low-slung cruiser style from the fuel tank to the rear fender, and gives you the feeling of sitting "in" the bike and not on top of it. Ideal for both short riders needing to be closer to the ground, or for tall riders who want to move back in the bike without sitting higher, the seat delivers a riding position that is lower and generally farther back than the stock seat. This Badlander Seat features rich textured vinyl seating surfaces for durability, and charcoal black leather side panels and dark gray stitching and Harley-Davidson embroidered script for style. The narrow nose of the seat is sculpted to complement any size Sportster® fuel tank.

52000211A

Fits '10-later XL models. Models not equipped with passenger pegs require separate purchase of Passenger Footpeg Kit P/N 50203-04 ('10-'13 models) or P/N 50500270 ('14-later models). XL1200CX requires separate purchase of Low Profile Sissybar Upright P/N 52300403. Seat width 11.5"; passenger pillion width 5.5".

F. BOBBER SOLO SADDLE

How low can you go? This minimalist solo seat takes the stripped-down garage-built look about as far as you can go. The thick distressed black leather cover is bonded directly to the formed metal seat pan and minimizes the foam filler and the extra height it brings. The raw-edge leather pad is joined to the pan with brass rivets, and features matching brass "Milwaukee Since 1903" trim that will develop a rich patina with use. The Bar & Shield logo is embossed into the leather surface as a finishing touch. Easy to install, the bolt-on seat and a model-specific installation kit includes everything you need to get the bobber look. No cutting, welding or fabrication is necessary.

52000277 Distressed Black Leather.

Fits '04-'06 and '10-later XL, '06-'17 Dyna® and '08-'17 FLS, FLSS, FLSTC, FLSTN and FXS models. Installation requires separate purchase of model-specific Rigid or Spring Seat Mounting Hardware Kit. Seat width 10.5".

Also available:

RIGID MOUNT SADDLE INSTALLATION KIT

Get the low, lean, minimalistic, garage-built look. Required for installation of Solo Saddle Kits P/N 52000277, 52000279, 52000278, 52000275, 52000276, 52000180, 54072-10, 54373-10, 52000114 and 52000113. Kit includes mounting brackets and hardware.

52100016

Fits '10-later XL models.

G. SOLO SADDLE

Add nostalgic bobber looks to your modern Harley-Davidson® motorcycle. Available in elegant leather, this solo seat features a low-profile design that provides the minimalistic "just enough to ride" look. The smooth metal seat pan and the simple frame cover leave a clean, finished appearance. Easy to install, the bolt-on seat and model-specific Spring Seat Installation Kit include everything you need to get the bobber look. No cutting, welding or fabrication is necessary and the seat can be removed and replaced with a touring seat for a two-up night on the town.

Fits '04-'06 and '10-later XL, '06-'17 Dyna and '08-'17 FLS, FLSS, FLSTC, FLSTN and FXS models. Installation requires separate purchase of model-specific Rigid or Spring Seat Mounting Hardware Kit. Seat width 10.5".

52000279 Black Leather.

52000276 Black Diamond.




E. BADLANDER CUSTOM SEAT



F. BOBBER SOLO SADDLE (SHOWN WITH RIGID MOUNT SADDLE INSTALLATION KIT)



G. SOLO SADDLE - BLACK LEATHER



G. SOLO SADDLE - BLACK DIAMOND

NOTE: Some Harley-Davidson® seats are made of leather. Fine leathers or other natural materials WILL gain "character," such as wrinkles or wear, with age. This is normal. A fine, aged patina and character wrinkles are a sign of the extremely high-quality materials used to construct your seat or backrest. The appearance of scars or marks on the leather are a result of using natural leather panels and should not be thought of as an imperfection. Please use Harley-Davidson Leather Protectant P/N 93600034 to protect your investment.

56 CRUISER

Seating — Pillions & Backrests

A. PASSENGER PILLION

Bring a guest along on your solo seat-equipped Sportster® model. The cover and stitching of this Passenger Pillion complements the solo seat. Kit includes grab strap and mounting hardware.

52400130 '16 XL883L Style.
Fits '16-'20 XL883L models with Original Equipment solo seat. Models not equipped with passenger pegs require separate purchase of Passenger Footpeg Kit P/N 50500270. Seat width 9.0".

52400125 '16 XL1200X Style.
Fits '16-later XL1200X and XL1200XS models with Original Equipment solo seat. Models not equipped with passenger pegs require separate purchase of Passenger Footpeg Kit P/N 50500270. Seat width 7.5".

52400127 '16 XL883N Style.
Fits '16-later XL883N models with Original Equipment solo seat. Models not equipped with passenger pegs require separate purchase of Passenger Footpeg Kit P/N 50500270. Seat width 7.5".



A. PASSENGER PILLION — (52400130 SHOWN)

B. PASSENGER PILLION

Low-profile, minimalistic Passenger Pillion features grey stitching to complement the Original Equipment solo seat on XL1200V and XL1200X models. Easy to install with included hardware and grab strap.

51734-10
Fits '10-'15 XL1200V and XL1200X models equipped with Original Equipment solo seat. Requires installation of passenger footpegs (sold separately). Pillion width 7.75".



A. PASSENGER PILLION — (52400127 SHOWN)

C. PASSENGER PILLION

Bring a guest along on your solo-seat equipped Sportster model. The smooth cover and top stitching of this Passenger Pillion complements the Original Equipment solo seat and the Reach® Solo Seat. Kit includes grab strap and mounting hardware.

51744-07A
Fits '07-'15 XL models (except XL1200V and XL1200X) equipped with Original Equipment or Reach Solo Seats. Requires installation of passenger footpegs (sold separately). XL883N and XL1200N models also require separate purchase of Retention Washer P/N 7487. Pillion width 10.0".



C. PASSENGER PILLION

D. QUICK-RELEASE RIDER BACKREST

Add exceptional comfort for open road and around town riding. This detachable rider backrest is shaped for maximum lower back support and keeps you in place without shifting you forward in the saddle. Designed to complement Original Equipment and accessory solo seats, the backrest's forward/back position can be adjusted up to 4.5" with a simple fingertip adjustment. The fold-down pad clears the way when throwing your leg over the bike and the backrest can be removed from the bike with the push of a button—leaving behind just two elegant docking points. Complete kit includes upright, pad, fender strut brackets and all required hardware.

52300245
Fits '04-later XL models equipped with a solo seat. Not compatible with Brawler® Solo Seat P/N 52000269, 52941-04B, 52000118, 52000119, Cafe Solo Seat P/N 52000260, Sundowner™ Solo Seat P/N 52000203, Tallboy® Solo Seat P/N 52000209, Solo Rigid or Spring Seat Mounting Kits, '16-later Original Equipment XL883N Solo Seat, or Side-Mount License Plate Kits P/N 60947-10 or 60972-10. Installation of H-D® Detachables™ Solo Luggage Rack requires additional purchase of Bolt P/N 3584 (Qty. 4).



D. QUICK-RELEASE RIDER BACKREST



A. PASSENGER PILLION — (52400125 SHOWN)



B. PASSENGER PILLION



E. ROAD ZEPPELIN SEAT PAD



G. REAR FENDER BIB



I. QUICK-RELEASE SEAT HARDWARE KIT — CHROME



F. CIRCULATOR SEAT PAD — (RIDER SHOWN)



H. TANK BRA



I. QUICK RELEASE SEAT HARDWARE KIT — GLOSS BLACK

CRUISER 57

Seating

E. ROAD ZEPPELIN® SEAT PAD

Experience ultimate comfort. Designed to ensure hours of comfort in the saddle, Road Zeppelin® Seat Pads are equipped with a unique air bladder system that allows your weight to be supported evenly across the entire seating surface. Whether you have a low-profile seat or a larger, more comfortable seat, you will feel the benefits. This air bladder system is designed to reduce pressure points, provide shock absorption and reduce vibration. Unlike other mouth-inflated seat pads, the Road Zeppelin Pad features an easy-to-reach integrated hand pump and metered air release valve that permits quick and controllable adjustment. You can easily adjust the comfort and support while seated on the pad. The UV-stable and snag-resistant mesh cover allows air to circulate beneath the rider's body, reducing the temperature trapped between the rider and seat. Shaped to conform to most Harley-Davidson® seats, the pads feature adjustable mounting straps and a non-skid surface to keep them in place. The hand-washable seat pad can be deflated and rolled for compact storage.

52000327 Rider.
Fits rider position on all models equipped with Original Equipment or accessory seats. Also fits passenger position on Touring models with large pillion area. Pad width — 14.0".
52400162 Passenger.
Fits Original Equipment and accessory passenger pillions. Pad length — 12.0"; width — 9.0".

F. CIRCULATOR SEAT PADS

These breathable Circulator Seat Pads feature 3D construction that promotes air movement and reduces heat buildup where the rider's body touches the seat or backrest. Designed to keep the rider cool by reducing the perspiration buildup between you and the seating surface, the Circulator Pad can be installed and removed in seconds for easy cleaning. The low-profile design minimizes seat-height change compared to inflatable pads, while enhancing comfort with its shock-absorbing construction. Manufactured of UV-stable materials. Elastic under-seat strap and non-slip base provide secure installation and the available Circulator Passenger Pillion Pad attaches to the rider pad with hook-and-loop tabs.

51074-10 Medium Seat Pad.
Fits VRSC™, XG, XL and Dyna® models with Original Equipment and accessory seats. Pad width — 14.5".
51078-10 Passenger Pillion Pad.
Fits Original Equipment and accessory passenger pillions. Pad width — 13.0".

G. REAR FENDER BIB

Go solo in style. Wrapped in smooth vinyl to match Original Equipment or accessory solo seats, the Fender Bib features an embossed Bar & Shield logo for added style. The molded base is finished with a soft felt under-liner designed to protect the fender's painted surface.

52017-08
Fits '04-later XL models (except XL883N, XL1200CX, XL1200NS, XL1200T, XL1200V, XL1200X, and XL1200XS) equipped with Original Equipment solo seat or Reach® Solo Seat P/N 51750-07 or 51751-07. Will not fit models equipped with Bobtail Rear Fender.

H. TANK BRA

This Tank Bra is made with non-abrasive, fleece-backed vinyl material and features an embroidered Bar & Shield logo. It protects your fuel tank from scratches from keys, belt buckle, etc.

62027-04
Fits '04-later XL models equipped with 4.5 gallon fuel tank.
62030-04
Fits '04-later XL models equipped with 3.3 gallon fuel tank.
61929-98
Fits '97-'03 XL models equipped with 3.3 gallon fuel tanks.

I. QUICK-RELEASE SEAT HARDWARE KIT

This Quick-Release Hardware Kit allows the rider to remove one-piece Harley-Davidson® seats quickly and easily. A raised-logo Harley-Davidson emblem finishes the look. SAE 1/4"-20 thread.

Fits '97-later XG, XL, Dyna, Softail® (except '12-'17 FLS models equipped with Original Equipment seat), Touring and Trike models equipped with SAE 1/4"-20 seat mount hardware. Does not fit seats equipped with spring-loaded rear seat bracket.

51676-97A Chrome.
10500093 Gloss Black.

58 CRUISER

Backrests & Racks

A. H-D® DETACHABLES™ SIDEPLATES

In the time it takes for a traffic light to change, you can transform your motorcycle from a city cruiser to a cross-country hauler. Start with Harley-Davidson® Detachables™ Sideplates, and add your choice of sissy bar upright and pad to make removing the passenger backrest a simple slide and click operation. Manufactured and tested to rigorous Harley-Davidson standards; installation requires separate purchase of model-specific Docking Hardware Kit.

Fits '04-later XL models (except '16-later XL1200CX). All models require separate purchase of Docking Hardware Kit (see docking hardware matrix). Docking hardware is Original Equipment on XL1200T models.

1. 53913-04 Chrome.

2. 52710-07 Gloss Black.

B. LOW SISSY BAR UPRIGHT

Shaped to complement a thicker passenger pillion, this Low Sissy Bar Upright stands between the Standard and Short Sissy Bar Upright. The ideal match for touring style seats, this upright also offers an additional height option to riders with custom-style seats.

Fits '04-later XL models with H-D® Detachables™ sideplates, '06-'17 Dyna® (except FXDF, FXDFSE and '10-'17 FXDWG), '84-'05 Softail® (except FXSTD) and '06-later FL Softail models (except '07-'17 FLS, FLSS, FLSTF, FLSTFB, FLSTFBS, FLSTSE and FLSTSB and '06 FLSTFSE) with appropriate sideplates.

52300022 Chrome.

52300024 Gloss Black.

C. STANDARD SISSY BAR UPRIGHT

Give your passenger additional back support with a Standard Sissy Bar Upright, designed to accept a wide variety of Backrest Pads.

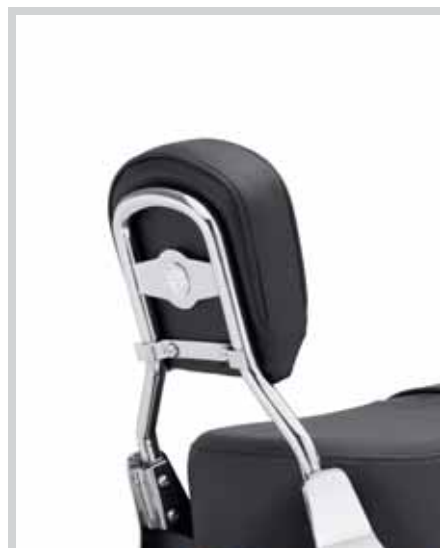
Fits '04-later XL models with H-D Detachables sideplates, '06-'17 Dyna (except FXDF, FXDFSE and '10-'17 FXDWG), '84-'05 Softail (except FXSTD) and '06-later FL Softail models (except '07-'17 FLS, FLSS, FLSTF, FLSTFB, FLSTFBS, FLSTSE and FLSTSB and '06 FLSTFSE) with appropriate sideplates.

52300018 Chrome.

52300020 Gloss Black.




A. H-D DETACHABLES SIDEPLATES



B. LOW SISSY BAR UPRIGHT – CHROME



B. LOW SISSY BAR UPRIGHT – GLOSS BLACK



C. STANDARD SISSY BAR UPRIGHT – CHROME




C. STANDARD SISSY BAR UPRIGHT – GLOSS BLACK



D. ONE-PIECE H-D DETACHABLES SISSY BAR UPRIGHT – GLOSS BLACK (SHOWN WITH SMOOTH BACKREST PAD)



E. PASSENGER BACKREST PAD – XL883N STYLE



D. ONE-PIECE H-D DETACHABLES SISSY BAR UPRIGHT – CHROME (SHOWN WITH SMOOTH BACKREST PAD)



E. PASSENGER BACKREST PAD – XL1200X STYLE



F. LOW-PROFILE SISSY BAR UPRIGHT



G. SLIP-OVER PASSENGER BACKREST PAD

CRUISER 59

Backrests & Racks

D. ONE-PIECE H-D® DETACHABLES™ SISSY BAR UPRIGHT

The sweeping shape of this slim, round bar Sissy Bar Upright completes the classic bobber look. The one-piece design eliminates separate sideplates for a clean appearance and the stylized upper kick angle mimics the old-school sissy bars of the '50s and '60s. Available in your choice of chrome or gloss black finish, these bars can be equipped with Passenger Backrest Pad P/N 52631-07.

Fits '04-later XL models (except '16-'20 XL1200CX). All models require separate purchase of Docking Hardware Kit (see docking hardware matrix). Docking hardware is Original Equipment on XL1200T models.

51146-10A Gloss Black.

52300040A Chrome.

E. PASSENGER BACKREST PADS

Styled to complement available touring and custom seats.

Fits models equipped with One Piece H-D® Detachables™ Sissy Bar Upright P/N 52729-08, 51853-07, 51849-07, 51146-10A, 51161-10A, 52300040A, 52300042A, 52300044A or 52300046A.

52631-07 Smooth Black.

52300366 XL883N Style.

52300364 XL1200X Style.

F. LOW-PROFILE SISSY BAR UPRIGHT

This low and lean one-piece bar mounts between the fender and fender struts for a clean, close-to-the-bike profile. The gloss black round bar upright delivers a simple bobber look on a solo seat-equipped bike, and provides the perfect passenger "butt-stop" for a Sportster® model equipped with a low-profile two-up seat. The bar also accepts Slip-Over Pad P/N 51732-10 for added passenger comfort.

52300403

Fits 16-'20 XL1200CX models with Original Equipment two-up seat and '07-later XL models equipped with solo or Badlander® two-up seats.

G. SLIP-OVER PASSENGER BACKREST PAD

This Slip-Over Backrest Pad provides a touch of passenger comfort, while maintaining the long, lean style of the Dyna® Wide Glide® model. Held in place with hook-and-loop tabs, this rich black pad features grey stitching that complements the Original Equipment seat and pillion.

51732-10

Fits '07-later XL models with Low-Profile Sissy Bar Upright P/N 52300403 and '10-'17 FXDWG models with Original Equipment sissy bar upright.

SPORTSTER

PASSENGER BACKREST PADS

Choose from a wide variety of backrest pad sizes and shapes to match your comfort and style demands. Designed to complement Original Equipment and accessory seats, these pads are engineered to fit specific sissy bar upright types.

A. BACKREST PADS

Sized to fit medallion and mini medallion-style sissy bar uprights. Pad mounts with single center screw and bolt-on mounting strap. Includes chrome-plated mounting hardware.

Fits Low Medallion Style Sissy Bar Upright P/N 52754-04 or 51851-09, Low Square Bar Mini-Medallion Style Sissy Bar Upright P/N 53282-06, Standard Square Bar Mini Medallion Style Sissy Bar Upright P/N 53281-06 or 53407-06, Standard Medallion Style Sissy Bar Upright P/N 52735-85, 53007-98, 52655-84, 52909-02 or 51517-02, Standard Bar & Shield Style Sissy Bar Upright 52739-83 or 51514-02, Standard Heritage Style Sissy Bar Upright P/N 52731-00 and Low Round Bar Sissy Bar Upright P/N 52300022 or 52300024.

- 1. **52652-04** Smooth.
- 2. **52626-04** Smooth Top-Stitched.



A. BACKREST PADS

B. BACKREST PADS

Sized to fit medallion and mini medallion-style sissy bar uprights. Pad mounts with single center screw and bolt-on mounting strap. Kit includes chrome-plated mounting hardware.

Fits Low Medallion Style Sissy Bar Upright P/N 52655-84, 52909-02, 52754-04, 51851-09, Standard Medallion Style Sissy Bar Upright P/N 52735-85 or 52877-08, Standard Square Bar Mini Medallion Style Sissy Bar Upright P/N 53281-06 or 53407-06, Standard Heritage Style Sissy Bar Upright P/N 52731-00 and Standard Round Bar Sissy Bar Upright P/N 52300018 or 52300020.

- 1. **52612-95** Smooth Top-Stitched.
- 2. **52412-79A** Embossed Bar & Shield Logo.
- 3. **52348-97** Heritage Classic Bucket.
- 4. **52347-97** Fat Boy® Bucket.
- 5. **51132-98** Smooth Bucket.



B. BACKREST PADS

ENJOY THE RIDE

The relationship between the seat, the handlebar and the foot controls has an enormous impact on the comfort, control and confidence you feel when riding your motorcycle. Once you've picked the bike, it's time to choose the options that match your ride to your personal dimensions.

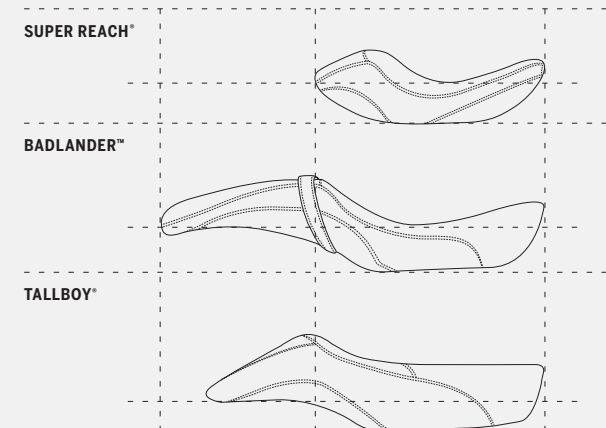


For shorter riders, consider tailoring your fit by changing to a Reach® Seat, Mid Foot Controls and lowered suspension height.



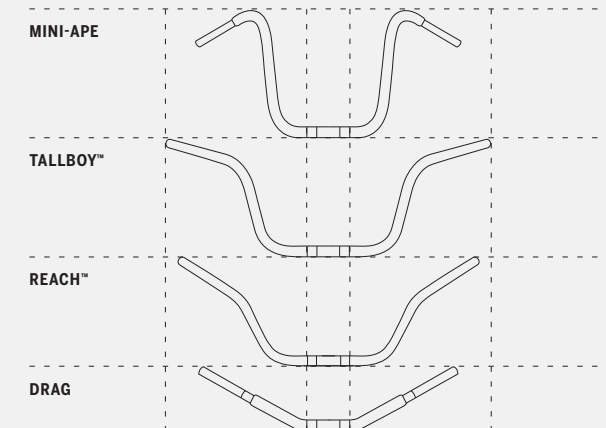
For taller riders, consider altering your ride by changing to a Tallboy® Seat and Tallboy™ Handlebars.

ESTABLISH YOUR POSITION AND FEEL



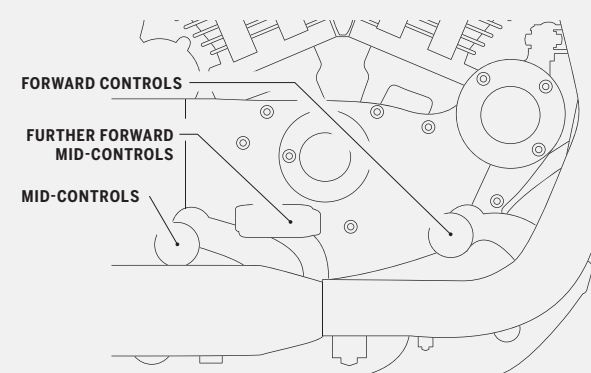
SEATS

Seat height and shape impact rider comfort, fit and confidence. Where the seat positions you relative to the foot controls, hand controls and the ground plays a major role in the quality of your ride.



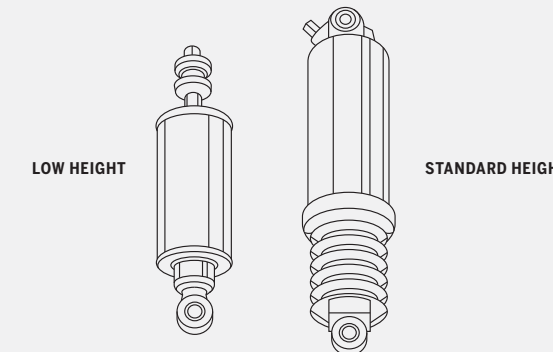
HANDLEBARS

Where the bar positions your arms, hands and wrists directly impacts how you feel on the motorcycle. Choose a bar that falls easily to hand, and does not pull you out of the seat when maneuvering.



FOOT CONTROLS

Repositioning your feet can relieve muscle tension, take pressure off the tailbone and reduce fatigue. The correct riding position can add hours of comfort and hundreds of miles to your daily saddle time.



SUSPENSION

Adjusting your motorcycle's ride height by raising or lowering the suspension is often the first step in fitting the bike to your stature. Being sure-footed at a stop can really increase your sense of confidence.

62 CRUISER

Backrests & Racks

A. AIR FOIL PREMIUM LUGGAGE RACK*

The low-profile aerodynamic styling defines the look of this Luggage Rack. Available in mirror chrome or rich gloss black finish, the die-cast rear "Air Foil" grabs your attention and the Bar & Shield insert adds a signature touch. The elegant round tube rack features inlaid rubber runners for added grip and dedicated bungee mounting points to simplify luggage tie-down. Kit includes all necessary mounting hardware. For added visibility, the rack is designed to incorporate the internal wiring of the Air Foil Rack LED Light Kit P/N 68000076 for a clean look.

Fits '04-later XL models (except XL1200CX) equipped with H-D® Detachables™ Sideplates, '06-'17 Dyna® models (except FXDF, FXDFSE and '10-'17 FXDWG) equipped with Detachable Sideplates, '84-'05 Softail® models (except FLSTN and FXSTD) and '06-'17 FLST, FLSTC, FLSTNSE and FLSTSC models and '06 FLSTF models equipped with Detachable Sideplates.

54290-11 Chrome.

54291-11 Gloss Black.



A. AIR FOIL PREMIUM LUGGAGE RACK – CHROME



A. AIR FOIL PREMIUM LUGGAGE RACK – GLOSS BLACK

B. LED LIGHT KIT**

This fast-acting LED Light Kit operates as a supplemental rear running light and brake light. The high, center-mount position places the light in the line of sight of following vehicles and the bright, fast-acting LED lamps get you noticed. Wiring is concealed inside the rack tubes for a clean, custom installation.

68000076 Red Lens.

Fits Air Foil Luggage Rack P/N 54290-11, 54291-11 and Air Wing Sissy Bar Upright P/N 52300146 and 52300147.

Installation requires separate purchase of model-specific Wiring Harness Kit.

Also available:

LED LIGHT KIT WIRING HARNESS

Required for installation of LED Light Kit on Air Foil Luggage Rack P/N 54290-11 or 54291-11.

70683-08

Fits '14-later XL models with Air Foil Luggage LED Light Kit P/N 68000076 or 68000077.

69368-11

Fits '04-'13 XL models with Air Foil Luggage LED Light Kit P/N 68000076 or 68000077.



B. LED LIGHT KIT

C. FIVE BAR SPORT LUGGAGE RACK – CHROME*

This rack brings touring flexibility to your motorcycle. Can be used with H-D® Detachables™ or Rigid Mount Sissy Bar Sideplates.

53862-00

Fits '04-later XL models (except XL1200CX) equipped with Detachable Sideplates, '06-'17 Dyna models (except FXDF, FXDFSE and '10-'17 FXDWG) equipped with Detachable Sideplates, '84-'05 Softail models (except FLSTN and FXSTD), '06-'17 FLST, FLSTC and FLSTSC models and '06 FLSTF models equipped with Detachable Sideplates. Does not fit with Round Bar Uprights P/N 52300018, 52300020, 52300022 and 52300024.



C. FIVE BAR SPORT LUGGAGE RACK – CHROME

D. CUSTOM TAPERED SPORT LUGGAGE RACK*

Smooth sweeping curves and the brilliant chrome or gloss black finish define the look of this Sport Luggage Rack. Designed to complement both round and square bar Sissy Bar Uprights, this sleek rack adds a practical and stylish touch to the motorcycle.

Fits '04-later XL models (except XL1200CX) equipped with H-D® Detachables™ Sideplates, '06-'17 Dyna® models (except FXDF, FXDFSE and '10-'17 FXDWG) equipped with Detachable Sideplates, '84-'05 Softail® models (except FLSTN and FXSTD) and '06-'17 FLST, FLSTC, FLSTNSE and FLSTSC models and '06 FLSTF models equipped with Detachable Sideplates.

50300030 Chrome.

50300031 Gloss Black.



D. CUSTOM TAPERED SPORT LUGGAGE RACK – CHROME



D. CUSTOM TAPERED SPORT LUGGAGE RACK – GLOSS BLACK



E. H-D DETACHABLES SOLO RACK – GLOSS BLACK



G. LOCKING H-D DETACHABLES LATCH KIT – CHROME



G. LOCKING H-D DETACHABLES LATCH KIT – BLACK



F. REAR DOCKING HARDWARE COVER KIT – BLACK



F. REAR DOCKING HARDWARE COVER KIT – CHROME



H. H-D DETACHABLES LATCH KIT – CHROME



H. H-D DETACHABLES LATCH KIT – CHROME

CRUISER 63

Backrests & Racks

E. H-D® DETACHABLES™ SOLO RACK*

Add touring capabilities to your solo seat Sportster® model in less than 60 seconds. This detachable Solo Rack fits over the fender when the passenger pillion is removed. The rack features brazed hand-polished tubing and the chrome-plated or gloss black finish adds a stylish flair. Requires Docking Hardware.

Fits '04-later XL models (except XL1200CX) equipped with solo seat. All models require separate purchase of appropriate Docking Hardware. Docking Hardware is Original Equipment on XL1200T models.

53512-07A Gloss Black.

F. REAR DOCKING HARDWARE COVER KIT

Disguise the rear docking hardware with these easy-to-install covers. The caps slide over the exposed docking points and are held in place by a strong magnetic pull. The caps are easy to remove when you wish to reinstall detachable accessories. Covers are available with brilliant chrome or durable gloss black finish to match your bike's attitude. Sold in pairs.

Fits many accessory docking hardware kits. Refer to the fitment matrix in this P&A Catalog or the Parts & Accessories section of www.harley-davidson.com for details.

48218-10 Short Chrome (pair).

48220-10 Large Chrome (pair).

48035-09 Small Chrome (pair).

48221-10 Short Black (pair).

48223-10 Large Black (pair).

48225-10 Small Black (pair).

G. LOCKING H-D® DETACHABLES™ LATCH KIT

This unique lock replaces the camlock on your Harley-Davidson® Detachables™ accessories, providing additional security and peace of mind when parking your vehicle. The kit includes two extended-reach barrel-style keys for easy access to the lock. Key registration and replacement service is available. Sold in pairs.

Fits all models equipped with detachable Sideplates, Racks and Tour-Pak® Luggage Carriers (except '18-later Softail® models with HoldFast™ racks and uprights or '09-later Touring models equipped with detachable Solo Tour-Pak Rack).

90300087 Chrome.

90300086 Black.

H. H-D DETACHABLES LATCH KIT – CHROME

Decorative chrome latches are the perfect way to enhance the appearance of your detachable accessories. Meticulously polished and chrome-plated, these easy-to-install Rotary Latches are a direct replacement for the Original Equipment satin black parts and are a simple way to add a finishing touch to your ride. Latches feature an easy-to-pull finger release to simplify access in hard-to-reach areas.

12600036

Fits all models equipped with detachable Sideplates, One-Piece Sissy Bar Uprights, Racks, and Tour-Pak Luggage Mounting Racks (except '18-later Softail models with HoldFast racks and uprights).



***WARNING:** Do not use this rack as a seat. Do not exceed the fender rack weight capacity. Using as seat or exceeding this capacity could cause handling problems, which could result in loss of control and death or serious injury.



****WARNING:** Disconnecting your DOT-required tail, brake and turn signal lighting could reduce your visibility to others and result in death or serious injury.



***WARNING:** Do not use this rack as a seat. Do not exceed the fender rack weight capacity. Using as seat or exceeding this capacity could cause handling problems, which could result in loss of control and death or serious injury.

64 CRUISER

Saddlebags & Luggage

A. RIGID LEATHER LOCKING SADDLEBAGS

The push-button latching swing-out lid is easy to operate with one hand and the fine leather surface and brushed chrome medallion add an elegant touch. The hard-shell design retains its shape in all kinds of weather and is covered in leather for a traditional look. Locking hinged lids offer modern convenience and security. Kit includes reflectors. Luggage Capacity: 2400 cubic inches total.

90201321

Fits '04-later XL models (except XL1200CX, XL1200T, XL1200V and International (non-Canadian) XL883N, XL1200N or XL1200X models and models with Rear Axle Covers). Models with side-mount license plates require License Plate/Turn Signal Relocation Kit P/N 73279-10. '11-'20 XL1200C models require Turn Signal Relocation Kit P/N 67800071 (Domestic) or 67800077 (International). All other models require separate purchase of Turn Signal Relocation Kit P/N 68732-02A (Domestic), 68733-02A (International) or Layback License Plate Kit P/N 60215-06. Models equipped with H-D® Detachables™ accessories require separate purchase of Docking Hardware Kit P/N 53544-04 (if not already equipped).

B. SYNTHETIC LEATHER SADDLEBAGS

Styled with sweeping lines to complement the Sportster® fender, these bags feature plenty of storage space for a ride to the store or to Sturgis. The rigid plastic tub, wrapped in rich synthetic leather, offers long-term durability. The traditional straps hide quick-disconnect closures for packing convenience and the chrome buckles provide a look that's pure Harley-Davidson. Luggage capacity: 2000 cubic inches total.

90330-08

Fits '04-later XL models (except XL1200T, '02-'03 XL883R, models equipped with Rear Axle Nut covers or Flat Lens Turn Signals and models equipped with 2-into-1 exhaust). '04-later models require separate purchase of Turn Signal Relocation Kit P/N 68732-02A (Domestic), P/N 68733-02A (International) or Layback License Plate Kit P/N 60215-06. '11-'20 XL1200C fitment requires purchase of Turn Signal Relocation Kit P/N 67800071 (Domestic) or 67800077 (International).



A RIGID LEATHER LOCKING SADDLEBAGS



B. SYNTHETIC LEATHER SADDLEBAGS

NOTE: Some Harley-Davidson® saddlebags are made of leather. Fine leathers or other natural materials WILL gain "character," such as wrinkles or wear, with age. This is normal. A fine, aged patina and character wrinkles are a sign of the extremely high-quality materials used to construct your saddlebags. The appearance of scars or marks on the leather are a result of using natural leather panels and should not be thought of as an imperfection. Please use Harley-Davidson® Leather Protectant P/N 93600034 to protect your investment.




C. BLACK STANDARD LINE THROW-OVER SADDLEBAGS – LARGE



C. BLACK STANDARD LINE THROW-OVER SADDLEBAGS – COMPACT



D. SADDLEBAG SUPPORTS – CHROME



D. SADDLEBAG SUPPORTS – GLOSS BLACK



E. SINGLE-SIDED SWINGARM BAG – BLACK LEATHER



F. TOUR-PAK LUGGAGE (SHOWN WITH H-D DETACHABLES SOLO TOUR-PAK MOUNTING RACK)



G. H-D DETACHABLES SOLO TOUR-PAK MOUNTING RACK

CRUISER 65

Secondary Page Head

C. BLACK STANDARD LINE THROW-OVER SADDLEBAGS

Made of ultra-durable leather-like synthetic featuring a debossed H-D #1 logo, the Black Standard Bags have a simple, black on black style that complements many styling directions and budgets. An internal reinforcement system maintains the bag's shape over time. The "MOLLE-style" system of mounting loops accommodates hook and loop straps and allows for multiple mounting locations and orientations. The bags feature matte black enamel buckles with hidden quick-detach buckles underneath. These Throw-Over Bags feature side gussets for increased capacity and straight and perpendicular mounting loops for easy mounting. Quick-release buckles get you in and out of the bag fast. These Throw-Over Bags can be used with or without a passenger pillion. If used with a passenger pillion, the straps should be mounted under the pillion and the crossover straps feature a soft, non-scratch backing. Installation requires purchase of Saddlebag Support rails and may require the purchase of a Turn Signal Relocation Kit. Large bag measures: 16.5" L x 11.5" H x 7" D. Internal capacity: 1,350CI. Weight capacity: 10 lbs/bag. Compact bag measures: 10" L x 11.5" H x 5.25" D. Internal capacity: 600CI. Weight capacity: 6 lbs/bag.

Fits '82-later XL (except XL1200T), '08-'17 Dyna® (except FLD), '84-'99 Softail®, and '18-later Softail models equipped with H-D® Saddlebag Supports. '18-later Softail models require purchase of Turn Signal Relocation Kit P/N 67800802 or 68700830.

90201770 Large.

90201769 Compact.

D. SADDLEBAG SUPPORTS

Keep your throw over-style saddlebags away from the wheel, swingarm and brake caliper. Can be installed on models equipped with rigid-mount sissy bar sideplates and uprights.

90201324 Chrome.

Fits '00-later XL models (except XL1200S, XL1200T and '02-'03 XL883R). Does not fit with H-D® Detachables™ accessories.

90201433 Gloss Black.

Fits '00-later XL models (except XL1200S, XL1200T and '02-'03 XL883R). Does not fit with H-D Detachables accessories.

E. SINGLE-SIDED SWINGARM BAG

These bags are constructed of heavyweight leather and feature a pouch-style flap lid that is secured with two quick-disconnect clips. The semi rigid-backed bag is secured to the left side of the bike with easy-to-install brackets and adjustable straps. Luggage capacity: 430 cubic inches total.

90201326A Black Leather.

Fits '04-later XL models equipped with Solo Seats. Does not fit XL1200T. Requires removal of passenger pegs.

F. TOUR-PAK® LUGGAGE

Interior will hold one full-face helmet or two half helmets. Kit includes backrest pad, interior rubber mat, hardware and instructions. Luggage capacity: 2500 cubic inches. Dimensions: 18.5" W x 17.0" D x 13.0" H. Racks and docking kits sold separately. International models may require separate purchase of License Plate Relocation Kit P/N 60095-00A.

53690-06A Smooth Vinyl.

Fits '04-later XL (except XL883N, XL1200C, XL1200CX, XL1200N and XL1200T) equipped with Solo Tour-Pak® Rack, '00-'17 Softail® (except FLS, FLSS, FLSTNSE, FLSTSE, FXCW, FXCWC, FXS, FXSB, FXSBSE, FXSE, FXSTD and '09 FXSTSSE) equipped with H-D® Detachables™ Solo or Two-Up Tour-Pak Rack and '97-'13 Touring models equipped with H-D Detachables Two-Up or Solo Tour-Pak Racks.

G. H-D® DETACHABLES™ SOLO TOUR-PAK MOUNTING RACK**

The rack is designed to position the Tour-Pak for solo riding. Tour-Pak, Passenger Backrest Pad and Docking Hardware sold separately.

53655-04A

Fits '04-later XL models equipped with solo seat (except XL883N, XL1200C, XL1200CX, XL1200N). Designed to accept Color-Matched Sport Tour-Pak P/N 53929-YYXXX, Leather Tour-Pak P/N 53151-00A, 53147-98B, 53018-04A or 53690-06A. Requires separate purchase of appropriate Docking Hardware.



****WARNING:** Do not use this rack as a seat. Do not exceed the fender rack weight capacity. Using as seat or exceeding this capacity could cause handling problems, which could result in loss of control and death or serious injury.

PREMIUM ADJUSTABLE SUSPENSION

Your motorcycle's suspension defines the riding experience. Fast starts, smooth stops and tight control in the corners are all part of the vehicle dynamics controlled by the tuning of the front forks and rear shocks. Screamin' Eagle® Fully Adjustable Suspension components let you dial-in the ride, whether you're cruising the highway, carving up a country road or dodging city potholes.



1 COMPRESSION ADJUSTER

Fine-tunes suspension to control the upward wheel movement when hitting a bump

Adjusts the speed at which the suspension compresses

Critical for balancing ride quality and suspension bottoming

2 REBOUND ADJUSTER

Fine-tunes the downward wheel movement after riding over bumps or potholes

Adjusts the speed at which the suspension returns from extension

Critical for balancing ride quality and suspension bounce

3 PRELOAD ADJUSTER

Critical to setting the proper suspension travel to soak up large potholes and absorb large bumps

Adjusts for rider sag—the amount the suspension drops under the weight of the rider and cargo



A. SCREAMIN' EAGLE FULLY ADJUSTABLE FRONT FORK KIT



A. SCREAMIN' EAGLE FULLY ADJUSTABLE FRONT FORK KIT



B. PREMIUM RIDE EMULSION SHOCKS



B. PREMIUM RIDE EMULSION SHOCKS

A. SCREAMIN' EAGLE® FULLY ADJUSTABLE FRONT FORK KIT*

The forks are completely adjustable to match your individual riding style. Set the sag with the adjustable preload then fine-tune the response with adjustable compression and rebound damping. These forks not only perform great, but also add a performance look with the exposed anodized adjusters.

45400176

Fits '04-later XL883, XL883C, XL883R, XL1200V, XL1200R, and '04-'10 XL1200C models. Also fits '10-later XL883N and '11-later XL1200C/CA/CB/CP models with the additional purchase of Screamin' Eagle® Piggyback Shocks P/N 54000125, Jiffy Stand P/N 49722-08BHP and appropriate front brake line.

NOTE:

When installing H-D® Braided Two-Piece Modular Brake Lines, use the appropriate upper brake line for your handlebar, and the following lower brake lines:

Non-ABS Diamondback™.	41800412
Non-ABS Diamond Black.	41800413
ABS Diamondback.	41800416A
ABS Diamond Black.	41800417A

B. PREMIUM RIDE EMULSION SHOCKS*

These fast shocks offer enhanced compression and rebound damping control when compared to typical twin-tube shock absorbers. The nitrogen gas charged shocks resist oil aeration and work with the internal valve stack to provide superior damping control in the twisties. The large pistons and low viscosity high-performance oil allow these shocks to react quickly to impacts and keep the tires tracking the road surface. With the addition of urethane bumpers, you get a controlled ride and minimized bottoming harshness. Kit includes left and right shock and preload adjustment spanner wrench.

54000077

Low-Profile. Fits '04-'15 XL models (except XL883, XL883R, XL1200R and XL1200T).



***WARNING:** Installation of any accessory suspension components may affect cornering clearance and jiffy stand operation. This could distract the rider, causing loss of control and death or serious injury.



68 CRUISER

Foot Controls

A. PASSENGER FOOTPEG MOUNT KIT – BLACK

Kit includes black mounting brackets, Original Equipment-style footpegs and all necessary mounting hardware.

50500270

Fits '14-later XL models.

50203-04

Fits '04-'13 XL models.

B. ADJUSTABLE PASSENGER FOOTPEG MOUNT KIT

Easy to adjust with common tools, the mount adjusts through a 360° range (depending on model), allowing both fore and aft and up and down height adjustment. Kit includes left and right adjustable support assembly and all required mounting hardware. Footpegs sold separately.

50763-09

Fits models with H-D® male mount-style passenger footpeg supports (except Softail® models). Does not fit with Heel Raiser Footpeg Kit P/N 50178-09. Does not fit the rider position.

C. MINI FOOTBOARD KIT

This footboard kit can be installed in place of traditional footpegs and provides a little additional leg support and more options to move your legs around on a long ride. Mini Footboards mount to the standard H-D® style footpeg supports and can be used in many rider, passenger and highway peg applications.

Fits rider position:

'02-'17 VRSC™ models with forward controls (except VRSCDX and VRSCF), '15-'20 XG models (except XG750A), '06-earlier XL, '07-'10 XL883, XL883R, XL883C, XL1200C and XL1200R and '07-'11 XL1200L, '91-'17 Dyna® (except FLD) and '84-'17 Softail models with forward controls (except FXCW, FXCWC, FXS, FXSB or FXSBSE).

Fits passenger position:

All models with H-D male-mount passenger peg mounts (except '06-earlier VRSC, '03-earlier XL, '05-earlier Dyna and Softail models equipped with Shotgun exhaust). '84-'17 Softail models require separate purchase of Support Kit P/N 50454-09. Does not fit passenger position on '18-later Softail models.

Fits highway peg position:

All models with frame-mount or engine guard-mount highway pegs (except Whiskers Adjustable Highway Bar P/N 50855-09 and 50865-09).

50500139 Small 3.0" – Chrome.

50500144 Small 3.0" – Gloss Black.

50500109 Large 4.0" – Chrome.

50500124 Large 4.0" – Gloss Black.

D. ADJUSTABLE HIGHWAY PEG SUPPORT KIT*

So you're not the average Sportster® motorcycle rider. But then again, there is nothing average about Harley-Davidson. These chrome-plated Highway Peg Supports adjust easily and quickly into three height-accommodating positions. Use with your choice of H-D® small male mount-style footpegs (not included). Includes all necessary hardware.

49053-04A

Fits '04-later XL models with mid controls (except XL1200C).



A. PASSENGER FOOTPEG MOUNT KIT – BLACK



B. ADJUSTABLE PASSENGER FOOTPEG MOUNT KIT



C. MINI FOOTBOARD KIT




D. ADJUSTABLE HIGHWAY PEG SUPPORT KIT



E. STANDARD FORWARD CONTROL KIT – CHROME (50700020 SHOWN)



E. STANDARD FORWARD CONTROL KIT – BLACK (33397-07A SHOWN)



FOOT CONTROL POSITION OPTIONS



F. FURTHER FORWARD MID CONTROL KIT – GLOSS BLACK



G. REAR SET FOOT CONTROLS – SPORTSTER MODELS

CRUISER 69

Foot Controls

SPORTSTER® FOOT CONTROLS

A long stretch to the controls or a knees-high cramped riding position puts strain on your body after even a short ride. Repositioning your feet on the controls relieves muscle tension, takes pressure off the tailbone, and reduces rider fatigue. Where your feet contact the controls can often determine how many miles you can put on in a day.

Many Sportster® models can be equipped with the following foot control configurations:

MID CONTROLS:

Original Equipment on some models, Mid Controls position the feet below the knee for a sporting riding posture.

STANDARD FORWARD CONTROLS:

Places the legs for a "feet-in-the-wind" laid-back profiling posture.

FURTHER FORWARD MID CONTROLS:

Achieves a comfortable foot-down riding position for the taller rider.

E. STANDARD FORWARD CONTROL KIT*

Add the stretched-out look and extended riding position to your Sportster model. The complete kit includes all hardware necessary to convert your Sportster model from mid controls to forward controls. Available in your choice of finishes, these forward controls add style and long range comfort. (Footpegs and shifter peg not included.)

Fits '14-later XL models. Requires separate purchase of stock or accessory rider position footpegs with wear pegs that fit '14-later XL1200 models.

50700020 Chrome with Black Peg Bracket.

50700021 Black.

Fits '06-'13 XL models with mid-controls (except XL1200CP and XL1200CA). XL1200L requires separate purchase of footpegs P/N 33134-07CAZ and 33135-07CAZ.

33395-06A Chrome.

33397-07A Black.

F. FURTHER FORWARD MID CONTROL KIT

Feel a little cramped when your feet are placed on the standard-location mid controls? This kit repositions the controls 3.0" forward of the stock location, eliminating the "knees-high" riding attitude while maintaining a sporty upright riding posture. The forward location provides an open path for your feet to aid maneuvering the bike while parking and improves access to the jiffy stand for a shorter rider. Kit includes control mounts, brake and shift levers, brake rod, mini-footboards with wear pegs and all hardware necessary to convert your mid or forward control-equipped Sportster model.

50700028 Gloss Black.

Fits '14-later XL models.

G. REAR SET FOOT CONTROLS – SPORTSTER MODELS

Transform the on-street profile of your Sportster model. Moving the foot controls to a rear-mounted location takes the riding position from a relaxed cruiser to a solo, aggressive, curve-carving posture. When combined with a Clip-On or Clubman Handlebar, the resulting hands-forward and feet-back profile drapes the rider over the bike and makes you feel a part of the machine. This complete gloss black Rear Set Control Kit includes everything you need to move the brake and shift lever to the rear passenger position. This unique kit maintains the standard 1-down and 4-up shift pattern, and can be installed with the Original Equipment low staggered exhaust system. Kit reuses Original Equipment rider footpegs. Installation requires removal of passenger footpegs and footpeg mounts. For solo rider application only.

50700040 Gloss Black.

Fits '14-later XL883N, XL883L, XL1200CX, XL1200T, and XL1200X models and '18-later XL1200NS and XL1200XS models. Does not fit with Rail Collection Sprocket Cover P/N 34800032. For use with solo seat application only.

Installation of Rear Set Controls requires removal of passenger foot pegs, therefore removal of the Original Equipment two-up seat and installation of a solo-only seat is required. See your Dealer for solo seat options.



***WARNING:** Do not use highway pegs under normal stop and go operating conditions. Doing so could result in death or serious injury.



***WARNING:** Installation of accessory Forward Control Kits may affect cornering clearance. This could distract the rider, causing loss of control, resulting in death or serious injury.

SPORTSTER

70 CRUISER

Engine Guards

A. ENGINE GUARD*

The unique soft curve shape adds style to function. The one-piece Engine Guard is designed to complement the lines of the Sportster® motorcycle and the choice of finishes adds the perfect finishing touch. Add your choice of Engine Guard Mounted Highway Pegs (sold separately) to change your foot position on a long ride.

Fits '04-later XL and XR models (except XL1200CX, XL1200T, '16-later XL1200X, '18-'20 XL1200XS and '11-'20 XL883L). Will not fit with Front Spoilers.

49060-04 Chrome.

49215-07 Gloss Black.

Fits '11-'20 XL883L and '14-later XL1200T '20-models. Will not fit with Front Spoilers.

49287-11 Chrome.

Also available: (not shown)

ENGINE GUARD*

This highly-polished, chrome-plated guard matches stock plating and works great with the Sportster Forward Controls.

49018-88C Chrome.

Fits '82-'03 XL models. '82-early '84 models require Bracket P/N 49014-85. Will not fit with Front Spoilers.



A. ENGINE GUARD – CHROME



A. ENGINE GUARD – GLOSS BLACK




B. MUSTACHE ENGINE GUARD – CHROME



B. MUSTACHE ENGINE GUARD – GLOSS BLACK



C. SOFT LOWERS



D. JIFFY STAND EXTENSION – BLACK



E. CUSTOM GEAR SHIFT LINKAGES



F. FRONT AXLE NUT COVERS

CRUISER 71

Front Axle Nut Covers

E. CUSTOM GEAR SHIFT LINKAGES

Kick your custom into gear with this collection of high-quality Custom Shift Linkages. Available in a variety of designs to match your bike's style, these linkages feature aircraft quality rod ends for easy adjustment and smooth operation. The easy-to-install linkage kit includes a transmission cover and decorative acorn nuts and bolts for a complete custom look.

Fits '04-later XL models equipped with standard forward controls.

1. 34840-09 Skull.

2. 33778-09 Black Anodized Slotted.

F. FRONT AXLE NUT COVERS

Cover the front axle in style. Available in your choice of styles, these custom Axle Nut Covers look great with Original Equipment satin-finish fork sliders or add the finishing touch to a complete chrome or blacked-out front end. Easy to install kits include all necessary mounting hardware. Sold in pairs.

Fits '02-'11 VRSC™ (except VRSCF and VRSCR), '15-'20 XG, '08-later XL, '08-'17 Dyna®, '07-later Softail® (except Heritage Springer™, FLSTNSE, FXCW, FXCWC, FXSB, FXSBSE, FXSE, FXST-Aus, and FXSTD) and '08-later Touring and Trike models. '18-later FLDE, FLFB, FLFBS, FLHC, FLHCS, FLSB, FLSL, FXBB, FXBBS, FXBR, FXBRS and FXLR models require separate purchase of Front Axle Adapter Kit P/N 43000090. '19-'20 FXDRS, '18-later FXFB and FXFBS and '20-later FXLRS and FXLRST models, require separate purchase of Front Axle Adapter Kit P/N 43000159.

1. 43000212 Machine Cut.

2. 43000124 Dominion – Gloss Black.

3. 43000123 Dominion – Bronze.

4. 44117-07A Chrome – Die-cast.

44116-07A Chrome – Billet.

5. 43000026 Gloss Black – Die-cast.

43428-09 Gloss Black – Billet.

6. 43000177 H-D Motor Co. – Black.

7. 44148-07A H-D Motor Co. – Chrome.

8. 44114-07 Aluminator.

Also available:

Willie G Skull

Fits '02-'11 VRSC (except VRSCF and VRSCR), '15-'20 XG, '08-later XL (except '16-later XL1200X and XL1200XS), '08-'17 Dyna, '07-later Softail (except Heritage Springer, FLSTNSE, FXCW, FXCWC, FXSB, FXSBSE, FXSE, FXST-Aus, and FXSTD) and '08-later Touring and Trike models. '18-later FLDE, FLFB, FLFBS, FLHC, FLHCS, FLSL, FXBB, FXBBS, FXBR, FXBRS, FXLR and FXST models require separate purchase of Front Axle Adapter Kit P/N 43000090. '19-'20 FXDRS, '18-later FLSB, FXFB and FXFBS and '20-later FXLRS and FXLRST models require separate purchase of Front Axle Adapter Kit P/N 43000159.

9. 43000096 Black.

10. 43163-08A Chrome.

Brass Collection

11. 43000046

Fits '02-'11 VRSC (except VRSCF and VRSCR), '15-'20 XG, '08-later XL (except '16-later XL1200X and XL1200XS), '08-'17 Dyna, '07-later Softail (except Heritage Springer, FLSTNSE, FLSB, FXCW, FXCWC, FXDRS, FXFB, FXFBS, FXLRS, FXSB, FXSBSE, FXSE, FXST-Aus, and FXSTD) and '08-later Touring and Trike models. '18-later FLDE, FLFB, FLFBS, FLHC, FLHCS, FLSL, FXBB, FXBBS, FXBR, FXBRS, FXLR and FXST models require separate purchase of Front Axle Adapter Kit P/N 43000090. '19-'20 FXDRS, '18-later FLSB, FXFB and FXFBS and '20-later FXLRS and FXLRST models require separate purchase of Front Axle Adapter Kit P/N 43000159.

Also available: (not shown)

Fits '88-'07 XL, '91-'03 FXD, FXDX, FXDXT, FXDL, FXDSCONV, '93-'05 FXDWG, '88-'07 FXR, '87-later FLXR, FXRS-SP and FXWG, '84-'06 Softail (except Heritage Springer and FXSTD) and '80-'99 Touring models.

43899-86A Chrome – Die-cast.

***WARNING:** Engine guards may provide limited leg and cosmetic vehicle protection under unique circumstances (fall over while stopped, very low speed slide). They are not made nor intended to provide protection from bodily injury in a collision with another vehicle or any other object.

***WARNING:** Do not use engine guard footpegs under normal stop and go operating conditions. Doing so could result in death or serious injury.

72 CRUISER

Chassis Trim — Front End

A. DOMINION™ COLLECTION FORK STEM COVERS

Top it off with style. These easy-to-install Fork Stem Covers top off the triple tree for a cohesive look. A perfect complement to other Dominion™ Collection Accessories, these Fork Nut Covers provide the finishing touch to your bike's front end. Sold in pairs.

Fits '06-'17 Dyna® models (except FXDB and FXDSE) and '18-later Softail® models (except FXDRS, FXFB, FXFBS, FXLRS, and FLSB). Also fits '88-'13 XL (except XL1200CX, XL1200X, XL883N) '95-'05 FXD, '93-'05 FXDL, '16-'17 FXDLS, '94-'05 FXDS-CONV, '90-'17 FLS, FLSS, FLSTF, FLSTFB, FLSTFBS and FLSTN, and '86-'17 FLSTC models.

45800117 Gloss Black.



A. DOMINION COLLECTION FORK STEM COVERS – GLOSS BLACK



B. DEFIANCE COLLECTION UPPER FORK STEM COVERS – CHROME



B. DEFIANCE COLLECTION UPPER FORK STEM COVERS – GLOSS BLACK



C. UPPER FORK STEM COVERS – CHROME

C. UPPER FORK STEM COVERS – CHROME

Highlighted with a unique Bar & Shield logo, these polished triple chrome-plated covers add an additional clean-looking appearance to your upper fork. Kit comes complete with three covers, mounting hardware and wrench for easy on-the-spot installation.

46129-98B

Fits '88-'13 XL (except XL883C, XL1200C and XL1200S), '95-'05 FXD, '93-'05 FXDL, '16-'17 FXDLS, '94-'05 FXDS-CONV and '90-'17 FLS, FLSS, FLSTF, FLSTFB, FLSTFBS, and FLSTN and '86-'17 FLSTC models.

D. BAR & SHIELD LOGO REAR AXLE COVERS

Die-cast cover conceals the side of the swingarm and axle. Unique styling features an embossed Bar & Shield logo. Easy to install without removing the rear wheel. Kit includes all necessary mounting hardware.

Fits '05-later XL883C, XL883L, XL883N, XL1200C, XL1200CX, XL1200L, XL1200N, XL1200NS, XL1200V, XL1200X and XL1200XS models. Also fits '05-later XL models equipped with Low Rear Suspension Kit P/N 54731-04, 54733-04 or 54750-05. (Will not fit models equipped with saddlebags or Chrome Billet Shock Hardware Kit P/N 54337-05.)

46399-05A Chrome.

43013-09A Gloss Black.



D. BAR & SHIELD LOGO REAR AXLE COVERS – CHROME



D. BAR & SHIELD LOGO REAR AXLE COVERS – GLOSS BLACK

E. SWINGARM PIVOT BOLT COVERS – BRASS COLLECTION

Styled to complement the complete Brass Collection, these easy-to-install components hide the swingarm pivot bolt in classic style. Manufactured from solid brass, these heritage-finished covers feature a natural antique finish that will age and patina when exposed to the elements. Kit includes mounting hardware.

61400344 Left Side Only.

Fits '14-later XL and '18-later Softail® models.

61400517 Right Side Only.

Fits '14-later XL models.



E. SWINGARM PIVOT BOLT COVERS – BRASS COLLECTION (61400517 SHOWN)



F. SHOCK BOLT COVERS – CHROME



F. SHOCK BOLT COVERS – GLOSS BLACK



G. SWINGARM – CHROME



H. BUCKSHOT UPPER BELT GUARD – GLOSS BLACK



I. BUCKSHOT LOWER BELT GUARD – GLOSS BLACK



J. BRAKE CALIPER KIT – CHROME (44395-00A SHOWN)



K. SPROCKET HARDWARE – CHROME HEX HEAD



CRUISER 73

Chassis Trim — Rear End

G. SWINGARM – CHROME

The ultimate chrome accessory, polished to the highest standard using bright plating to match Original Equipment chrome. Affordable and convenient, with no troublesome exchanges necessary. Factory specifications guarantee exact fitment, unparalleled quality and an affordable price. Stamped with the Harley-Davidson Bar & Shield logo.

48434-05A

Fits '05-later XL models (except XL1200T).

H. BUCKSHOT UPPER BELT GUARD – GLOSS BLACK

Add the blacked-out look of the Nightster® motorcycle to your Sportster® model. The perforated Buckshot design visually lightens the belt guard and adds a raw, purposeful edge to the bike's profile.

60300196

Fits '04-later XL models.

I. BUCKSHOT LOWER BELT GUARD – GLOSS BLACK

This handsome gloss black steel guard replaces the Original Equipment plastic debris deflector to provide a rich smooth surface that complements the upper belt guard and swingarm. The perforated Buckshot design adds an open look while protecting the belt from stones and debris.

57100297

Fits '04-later XL models.

J. BRAKE CALIPER KIT – CHROME

Add the shine of chrome to your front end with this highly polished Chrome Front Brake Caliper Kit. Manufactured from Original Equipment components for proven performance, these calipers are a great addition to the stock front end or they add the finishing touch to a complete custom with chrome wheels, rotors and chrome fork sliders.

44395-00A Front – Single Disc.

Fits '00-'03 XL, '00-'07 Dyna® and '00-'07 Softail® models (except Springer) equipped with single disc front brakes.

Brake pads sold separately.

K. SPROCKET HARDWARE – CHROME HEX HEAD

This kit includes highly polished, chrome-plated, grade 8 hex-head screws with chrome-plated washers, providing an extra custom accent. The perfect addition to the chrome sprocket. Made from the same Original Equipment bolts to ensure product integrity. Also works with chrome belt sprocket covers and Original Equipment sprockets.

94708-98

Fits '91-later XL and '93-'99 Dyna and Softail models.

L. REAR SPROCKET BOLT COVER KIT

These chrome-plated covers with internal spring clips hide the Original Equipment sprocket bolts for a clean, custom look. Set of 5 covers.

43876-04

Fits '04-later XL, '93-'17 Softail and '99-later Touring models with Original Equipment 7/16" hex head sprocket mounting bolts (5/8" hex across the flats).



L. REAR SPROCKET BOLT COVER KIT



74 CRUISER

Oil Cooler & Gauges

A. PREMIUM OIL COOLER KIT

This oil cooler was designed specifically for Harley-Davidson to out-perform all other coolers in the industry. The cooler features a unique "Turbulator" system that evenly distributes oil across the cooling chambers. The air fins are designed to efficiently dissipate heat. The oil cooler has been designed to simplify installation and enhance performance. Kit comes complete with mounting hardware and precut oil lines.

62700082 Side-Mount.
Fits '04-later XL models. Does not include an integrated thermostat.

B. COMBINATION DIGITAL SPEEDOMETER/ANALOG TACHOMETER – 4"

Maintain the clean view over the handlebar. This unique Combination Speedometer/Tachometer allows you to monitor engine speed without additional handlebar-mounted gauges. The unit mounts in the stock dash opening and is a direct plug-in installation. The backlit gauges include a large LCD (liquid crystal display) information screen that displays odometer/tripmeter data, miles-to-empty readings, an easy-to-read segmented fuel display, a gear position indicator and clock. This valuable information is available to the rider at a glance. The gauge features push-button adjustable backlighting with over 600 color tone options, allowing the rider to adjust pointer, LCD and backlighting colors to match any paint scheme or viewing preference. The digital speed reading can be easily toggled between mph and kph to simplify cross-border travel. Mileage reinstatement resides in the vehicle ECM so initial mileage will be uploaded at the time of installation.

NOTE: As a result of different vehicle capabilities, the following exceptions apply: Gear position not available on '04-'07 models, range function not available on '04-'06 XL models and '04-'08 Dyna® models, fuel level function not available on '04-'06 XL models.

70900475 Spun Aluminum Dial, MPH/km/h U.S. models. Fits '14-later XL, '12-'17 Dyna and '11-'17 Softail® models equipped with 4" speedometer. XL models require separate purchase of Fuel Sensor Kit P/N 61200008A to make use of the fuel level and range function.

70900100C Spun Aluminum Dial, MPH/km/h Non-U.S. models. Fits '14-later XL, '12-'17 FXDB and FXDWG, '11-'17 FXCWC, FXS and FXSB models with 4" speedometer. XL models require separate purchase of Fuel Sensor Kit P/N 61200008A for fuel level and range function.

70900274 Spun Aluminum Dial, MPH/km/h Worldwide Models. Fits '04-'13 XL (except XR, XL50 and '04-'08 XL1200R), '04-'11 Dyna models with 4" speedometer and '08-'10 FXCW and FXCWC models. '07-'13 XL models require separate purchase of Fuel Sensor Kit P/N 61200008A to make use of the fuel level and range function. Does not fit XL883 models equipped with Screamin' Eagle® 1200cc Stage I Conversion Kit P/N 29784-07 and 30003-10.

C. SPORTSTER® FUEL GAUGE KIT*

Keep an eye on your Sportster® model fuel level without watching how many miles you have traveled. In-tank sending unit employs capacitive sensing technology to accurately monitor the fuel level and relays the information to a handlebar-mounted LED indicator for at-a-glance viewing. The segmented LED display is set into a distinctive housing that replaces the brake master cylinder cover on the right hand control. The individual LED segments glow when the tank is full and count down one by one as the fuel level drops. Kit includes sending unit, LED master cylinder cover, wiring harness and all necessary installation hardware.

75031-09 Black.
Fits '07-later XL and '08-'13 XR models. '14-later XL models require separate purchase of Electrical Connection Kit 72673-11.

*Some local regulations prohibit using colored lights during vehicle operation on public streets. May not conform to local lighting regulations.



A. PREMIUM OIL COOLER KIT



B. COMBINATION DIGITAL SPEEDOMETER/ANALOG TACHOMETER – 4"



C. SPORTSTER FUEL GAUGE KIT – BLACK



D. OIL LEVEL AND TEMPERATURE DIPSTICK WITH LIGHTED LCD READOUT – CHROME



E. OIL DIPSTICK WITH TEMPERATURE GAUGE – '04-LATER SPORTSTER



F. DIPSTICK BEZEL – GLOSS BLACK



G. OIL TANK COVER



D. OIL LEVEL AND TEMPERATURE DIPSTICK WITH LIGHTED LCD READOUT – GLOSS BLACK



E. OIL DIPSTICK WITH TEMPERATURE GAUGE – '82-'03 SPORTSTER



G. BATTERY COVER

CRUISER 75

Chassis Trim

D. OIL LEVEL AND TEMPERATURE DIPSTICK WITH LIGHTED LCD READOUT

New and improved capacitive level sensing technology provides the highest degree of accuracy and durability. Now available in chrome and black, these dipsticks allow you to check your oil level and oil temperature with the push of a button. Add function and style by replacing your stock dipstick with this hardworking version. No more grabbing a rag to pull your hot dipstick. No more oil drips on your pipes and on the garage floor. These stylish yet hard-working dipsticks allow you to check your oil level and oil temperature with the push of a button. Simply push the button and this dipstick lights up with a brilliant backlight. Oil level is indicated by a four-segment readout – it even reminds you to check your oil when it is hot. Capacitive level sensing technology provides the highest degree of accuracy and durability. The waterproof LCD (liquid crystal display) readout operates on a long-lasting, replaceable lithium coin-type battery (P/N 91800066). Display features a low battery indicator and press-and-hold feature to toggle between Fahrenheit and Celsius.

Fits '04-later XL and XR models.

62700009 Chrome.

62700011 Gloss Black.

E. OIL DIPSTICK WITH TEMPERATURE GAUGE

Replace your Original Equipment oil dipstick with this custom-styled version featuring an easy-to-see mechanical temperature readout with Harley-Davidson logo. A chrome-plated cap completes the styling and provides an easy grip for removal.

63023-05 Fits '04-later XL and XR models.

62667-87TA Fits '82-'03 XL models.

F. DIPSTICK BEZEL – GLOSS BLACK

This gloss black Dipstick Bezel replaces the Original Equipment chrome or satin silver bezel and completes the blacked-out look of the Sportster® model's right side oil tank cover. This bezel complements the available Gloss Black LCD Oil Level and Temperature Dipstick P/N 62700011. Includes replacement push nut for installation.

57200159

Fits '04-later XL models.

G. CUT BACK SIDE COVERS

Instantly transform the profile of your Sportster motorcycle. These Cut Back Side Covers feature a unique two-piece design with a cutaway, technical look. The combination of gloss black and textured black surfaces visually reduces the size of the side covers, and the raised "speed lines" impart a sense of forward motion. The side covers feature improved mounting tabs for easy and secure installation. Right-side oil tank cover features a gloss black dipstick surround to add to the blacked-out look. Oil Tank Cover and Battery Cover are sold individually.

Fits '14-later XL models.

57200139 Oil Tank Cover.

57200140 Battery Cover.

SPORTSTER

76 CRUISER

Chassis Trim

A. FUEL TANK TRIM PANEL KIT – CHROME

Set your fuel tank apart from the rest with this mirror chrome Fuel Tank Trim Panel. Fits around the stock fuel cap and is adhesive backed.

61653-04

Fits '04-later XL883C, XL1200C and XL1200L models. Also fits '04-later XL models equipped with a Sportster® Large Capacity Fuel Tank and Installation Kit P/N 62999-04 or 62999-07.

B. BATTERY SIDE COVER – CHROME

This chrome-plated cover is designed for use with the Harley-Davidson® AGM sealed maintenance-free batteries and can be used in combination with Battery Top Cover P/N 66367-97 or 66368-97.

66718-01

Fits '97-'03 XL models and '97-'05 Dyna® models.

C. LOUD HORN KIT

Grab everyone's attention. Engineered to be 3dB louder (at 2 meters) than the Original Equipment front-mounted horn, this Horn Kit is tuned to a frequency that helps cut through the background noise. Designed to be a plug-in replacement for the factory horn, this easy-to-install option is available in your choice of brilliant chrome or gloss black finish. The traditional Bar & Shield logo adds a classic finishing touch.

Fits '96-later XL and '08-'13 XR models with front-mount horn.

69000007 Chrome.

69000009 Gloss Black.

D. LOUD SIDE-MOUNT HORN KIT

Get noticed. Ride with increased confidence with a loud horn that will grab everyone's attention. Engineered to be 5dB louder (at 2 meters) than the '13-earlier Original Equipment side-mounted horn. The loud horn is stock on '14-later models equipped with side-mount horns. Designed to be a plug-in replacement that is easy to install. Fits all H-D® side-mount horn covers.

69060-90H

Fits '91-'17 VRSC™, '91-later XL1200C and XL1200V, '91-'17 Dyna (except '14-'17 FXDL), '91-'17 Softail® (except FLSTS, FLSTSC, FXCW, FXCWC, FXS, FXSB and FXSBSE), '91-later Touring and '09-later Trike models. Stock on '14-later models equipped with a side-mount horn.

E. SIDE-MOUNT HORN KIT – CHROME

Convert your stock Sportster horn to the look of a Big Twin.

69112-95E

Fits '92-later XL883, XL883C, XL883H, XL883L, XL883N, XL833R, XL1200, XL1200L, XL1200N, XL1200NS, XL1200R, XL1200V, XL1200X and XL1200XS and '08-'13 XR models.



A. FUEL TANK TRIM PANEL KIT – CHROME



B. BATTERY SIDE COVER – CHROME



C. LOUD HORN KIT – CHROME



C. LOUD HORN KIT – GLOSS BLACK



D. LOUD SIDE-MOUNT HORN KIT



E. SIDE-MOUNT HORN KIT – CHROME



G. DOMINION FUEL CAP – GLOSS BLACK



G. DOMINION FUEL CAP – BRONZE



H. FLUSH-MOUNT FUEL CAP – CHROME



H. FLUSH-MOUNT FUEL CAP – GLOSS BLACK

CRUISER 77

Chassis Trim

G. DOMINION™ COLLECTION FUEL CAPS

Add a custom touch to your tank. Styled to reflect your attitude, these fuel caps are the perfect match for your ride. The fuel cap is easy to install and features a ratcheting design to ensure that the design faces the correct direction.

Fits '92-later XL, '92-'17 Dyna® (except '04-'17 FXD, FXDX, '05-'06 FXDC and '07 FXDSE), '00-later Softail® (except FXSTD, and '07-'08 FXSTSSE), '94-later Road King® and '15-later Freewheeler® models. Does not fit models equipped with Original Equipment locking or tethered fuel caps or Softail models with Low-Profile Chrome Fuel Tank Console P/N 71208-07. Use on '13-'14 FXSBSE requires removal of stock flush mount trim ring.

61100107A Gloss Black.

61100106 Bronze.

H. FLUSH-MOUNT FUEL CAPS

Emphasize the long and lean look of the fuel tank. This Flush-Mount Fuel Cap Kit offers a pop-up filler design that replaces the Original Equipment twist-on fuel cap. A simple push and the fuel filler cap pops up to provide ample grip, even while wearing gloves. Easy to install, the cap assembly screws into position and the self-adhesive decorative ring finishes the look. Complete kit includes screw-in mount, pop-up cap and matching trim ring.

Fits '98-later XL models equipped with 3.3 gal (12.5 L) fuel tank.

63133-10B Chrome.

63134-10B Gloss Black.

Fits '98-later XL models equipped with 2.1 gal (7.9 L) or 4.5 gal (17.0 L) fuel tank. Does not fit '04-'10 XL1200C models.

63139-10B Chrome.

63140-10B Gloss Black.

SPORTSTER