

TOURING



LONG-HAUL ACCESSORY PACKAGE

Kickstart your customization journey and make it as seamless as possible with the Long-Haul Custom Package from H-D® Genuine Parts & Accessories. Head for the horizon, with everything you need to convert a Street Glide® or Road Glide® model into a cross-country touring bike, with a comfort seat and the ability to quickly add luggage capacity and more.

Includes: H-D® Detachables™ Two-Up Tour-Pak® Mounting Rack, 4-Point Docking Hardware Kit, Sundowner™ Seat, Mid-Frame Air Deflectors, Heel Shifter, Streamliner Passenger Footboard and Mount Kit and Vehicle Hold Control Side Stand Sensor. Requires separate purchase of color-matched Tour-Pak® luggage system, lock and backrest pad .

Available exclusively in Dealerships – See your Dealer for details.

50700117 – Black.

50700116 – Chrome.

Fits '24-later FLHX and FLTRX models. Requires separate purchase of color-matched King or Chopped Tour-Pak, Backrest Pad, and Lock Kit.



Mid-Frame Air Deflectors Tour-Pak Mounting Rack



Sundowner Seat Heel Shifter



Notice: Shown with Color-Matched Tour-Pak and Backrest Pad (sold separately). Some Kit items not shown. Kit may include additional components required for complete installation.



Notice: Shown with Color-Matched Tour-Pak (sold separately). Some Kit items not shown. Kit may include additional components required for complete installation.



Mid-Frame Air Deflectors Tour-Pak Mounting Rack 4-Point Docking Hardware



Sundowner Seat Heel Shifter

SPECIAL ACCESSORY PACKAGE

Kickstart your customization journey and make it as seamless as possible with the Special Accessory Package from H D® Genuine Parts & Accessories. The perfect balance of bagger performance and style for the rider who wants a little extra of both.

Includes: Screamin' Eagle® Pro Street Tuner – Generation II, Screamin' Eagle® Extreme Wedge Air Cleaner, Low-Profile Solo Touring Seat and Pillion – Orange Stitch, Adversary Collection: Hand Grips, Rider Footboards, Footpegs, Brake Pedal Pad, Shifter Peg and Derby Cover. Derby Cover included only in package P/N 50700130 (Black and Orange). Package P/N 50700128 (Black) Includes Heated Handgrips.

Available exclusively in Dealerships – See your Dealer for details.

50700130 – Black and Orange.

Fits '24-later FLHX and FLTRX models. Does not fit California models.

50700128 – Black.

Fits '24-later FLHX and FLTRX models. Does not fit California models. Installation on some '24 Street Glide and Road Glide models may require a Digital Technician update by a Harley-Davidson dealer; see your local dealer for details.



Low-Profile Touring Seat Screamin' Eagle Extreme Wedge Air Cleaner Pro Street Tuner



Adversary Footboards Adversary Passenger Footpegs Adversary Derby Cover



Notice: Some Kit items not shown: Kit may include additional components required for complete installation.



Low-Profile Touring Seat Screamin' Eagle Extreme Wedge Air Cleaner Pro Street Tuner



Adversary Footboards Adversary Passenger Footpegs Adversary Heated Hand Grips



Notice: Some Kit items not shown: Kit may include additional components required for complete installation.

ST ACCESSORY PACKAGE

Kickstart your customization journey and make it as seamless as possible with the ST Custom Package from H D® Genuine Parts & Accessories. The perfect balance of bagger performance and style for the rider who wants a little extra of both.

Includes: Screamin' Eagle® Pro Street Tuner – Generation II, Black Heavy Breather Extreme Air Cleaner, Switchback Touring Seat – Red Stitch, Black Switchback Collection: Mini Footboard, Hand Grips, Footpegs, Large Brake Pedal Pad, Shifter Peg, and Derby Cover.

Available exclusively in Dealerships – See your Dealer for details.

50700119

Fits '24-later FLHX and FLTRX models. Does not fit California models.



-
- Black Heavy Breather Extreme Air Cleaner
-
- Pro Street Tuner
-
- Switchback Touring Seat
-
- Switchback Collection Mini Footboards
-
- Switchback Collection Handgrips
-
- Switchback Collection Footpegs
-
- Switchback Collection Derby Cover

Some Kit items not shown. Kit may include additional components required for complete installation.

DAY-TRIPPER ACCESSORY PACKAGE

Ideal for the weekend tour or the weekday commute. This Day-Tripper Package includes functional accessories for select Touring models from H-D® Genuine Parts & Accessories selected to offer quick-change versatility.

Includes: H-D® Detachables™ Sissy Bar Upright, Compact Leather Passenger Backrest Pad, 4-Point Docking Hardware Kit, Heel Shifter, Mid-Frame Air Deflector. Package may include additional components not pictured

Available exclusively in Dealerships – See your Dealer for details.

50700115 – Black.

50700114 – Chrome.

Fits '24-later FLHX and FLTRX models.



Mid-Frame Air Deflectors Nylon Black

Sissy Bar Upright-Black



Compact Backrest (Passenger)

4-Point Docking Hardware Kit Black

Heel Shifter Black

Notice: Some Kit items not shown. Kit may include additional components required for complete installation.



Mid-Frame Air Deflectors Nylon Black

Sissy Bar Upright-Chrome



Compact Backrest (Passenger)

4-Point Docking Hardware Kit Chrome

Heel Shifter Chrome



Notice: Some Kit items not shown. Kit may include additional components required for complete installation.

164 TOURING

Packages

A. HARLEY-DAVIDSON® AUDIO POWERED BY ROCKFORD FOSGATE® STAGE II 4-SPEAKER KIT

Step up to the ultimate motorcycle audio experience. Harley-Davidson® Audio powered by Rockford Fosgate® Stage II speakers deliver ultra clear highs, super clean mids, and ground thumping bass. This complete 4-speaker system is conveniently packaged and ready for installation.

Includes: Harley Davidson® Audio powered by Rockford Fosgate® Stage II Faring Speakers and 5x7" Stage II Saddlebag Speakers, Harley Davidson® Audio powered by Rockford Fosgate® 500 watt Primary Amplifier and Saddlebag Speaker Installation Kit and all required installation hardware

H-D Audio powered by Rockford Fosgate products are garage-ready in most cases. Following installation, simply configure your new system using the Skyline™ OS touchscreen prompts.

Purpose-built for the harsh motorcycle environment to stand up to water, dirt, UV, and motorcycle vibration, to help ensure that your audio system will stand the test of time

Learn More about Harley-Davidson® Audio powered by Rockford Fosgate®.

50700120
Fits '24-later FLHX models. Requires seperate purchase of Color-Matched Saddlebag Speaker Lids.

B. HARLEY-DAVIDSON® AUDIO POWERED BY ROCKFORD FOSGATE® STAGE II+ 4-SPEAKER KIT

Take your audio experience to the limit. Harley-Davidson® Audio powered by Rockford Fosgate® Stage III 6x9" saddle-bag speakers are the largest and most powerful saddlebag speakers ever offered by Harley-Davidson. Paired with Stage II fairing speakers this system delivers incredible volume with ultra clear highs, super clean mids, and ground thumping bass. This complete 4-speaker system is conveniently packaged and ready for installation.

Includes: Harley Davidson® Audio powered by Rockford Fosgate® Stage II Faring Speakers and 6x9" Stage III Saddlebag Speakers, Harley Davidson® Audio powered by Rockford Fosgate® 500 watt Primary Amplifier and Saddlebag Speaker Installation Kit and all required installation hardware

H-D® Audio powered by Rockford Fosgate products are garage-ready in most cases. Following installation, simply configure your new system using the Skyline™ OS touch-screen prompts.

Purpose-built for the harsh motorcycle environment to stand up to water, dirt, UV, and motorcycle vibration, to help ensure that your audio system will stand the test of time

Learn More about Harley-Davidson® Audio powered by Rockford Fosgate®.

50700122
Fits '24-later FLHX models. Requires seperate purchase of Color-Matched Saddlebag Speaker Lids.



A. HARLEY-DAVIDSON® AUDIO POWERED BY ROCKFORD FOSGATE® STAGE II 4-SPEAKER KIT



B. HARLEY-DAVIDSON® AUDIO POWERED BY ROCKFORD FOSGATE® STAGE II+ 4-SPEAKER KIT



C. HARLEY-DAVIDSON® AUDIO POWERED BY ROCKFORD FOSGATE® STAGE II 4-SPEAKER KIT



D. HARLEY-DAVIDSON® AUDIO POWERED BY ROCKFORD FOSGATE® STAGE II+ 4-SPEAKER KIT

TOURING 165

Packages

C. HARLEY-DAVIDSON® AUDIO POWERED BY ROCKFORD FOSGATE® STAGE II 4-SPEAKER KIT

Step up to the ultimate motorcycle audio experience. Harley Davidson® Audio powered by Rockford Fosgate® Stage II speakers deliver ultra clear highs, super clean mids, and ground thumping bass. This complete 4-speaker system is conveniently packaged and ready for installation.

Includes: Harley Davidson® Audio powered by Rockford Fosgate® Stage II Faring Speakers and 5x7" Stage II Saddlebag Speakers, Harley Davidson® Audio powered by Rockford Fosgate® 500 watt Primary Amplifier and Saddlebag Speaker Installation Kit and all required installation hardware

H-D Audio powered by Rockford Fosgate products are garage-ready in most cases. Following installation, simply configure your new system using the Skyline™ OS touchscreen prompts.

Purpose-built for the harsh motorcycle environment to stand up to water, dirt, UV, and motorcycle vibration, to help ensure that your audio system will stand the test of time

Learn More about Harley-Davidson® Audio powered by Rockford Fosgate®.

50700121
Fits '24-later FLTRX models. Requires seperate purchase of Color-Matched Saddlebag Speaker Lids.

D. HARLEY DAVIDSON® AUDIO POWERED BY ROCKFORD FOSGATE® STAGE II+ 4-SPEAKER KIT

Take your audio experience to the limit. Harley Davidson® Audio powered by Rockford Fosgate® Stage III 6x9" saddle-bag speakers are the largest and most powerful saddlebag speakers ever offered by Harley-Davidson. Paired with Stage II fairing speakers this system delivers incredible volume with ultra clear highs, super clean mids, and ground thumping bass. This complete 4-speaker system is conveniently packaged and ready for installation.

ncludes: Harley Davidson® Audio powered by Rockford Fosgate® Stage II Faring Speakers and 6x9" Stage III Saddlebag Speakers, Harley Davidson® Audio powered by Rockford Fosgate® 500 watt Primary Amplifier and Saddlebag Speaker Installation Kit and all required installation hardware

H-D Audio powered by Rockford Fosgate products are garage-ready in most cases. Following installation, simply configure your new system using the Skyline™ OS touchscreen prompts.

Purpose-built for the harsh motorcycle environment to stand up to water, dirt, UV, and motorcycle vibration, to help ensure that your audio system will stand the test of time

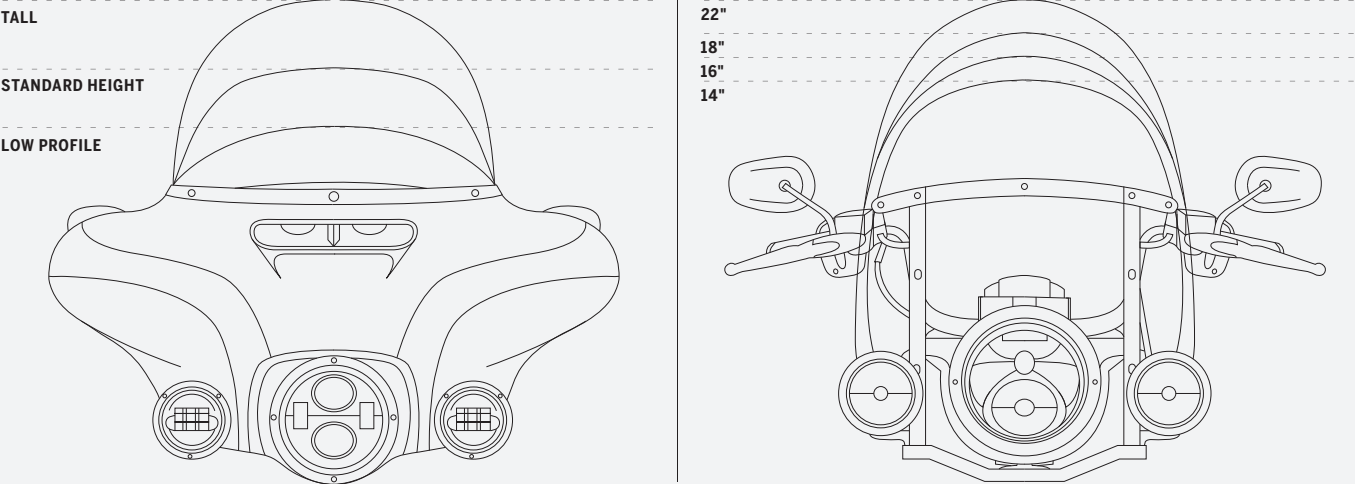
Learn More about Harley-Davidson® Audio powered by Rockford Fosgate®.

50700123
Fits '24-later FLTRX models. Requires seperate purchase of Color-Matched Saddlebag Speaker Lids.

DEFY THE WIND

At highway speed, you take the wind full-force in the chest, causing fatigue in your arms, neck and shoulders. Take the pressure off with an easy-to-install detachable windshield. Shaped to divert air, rain and road debris around the rider, a windshield can add hours of riding comfort.

EXTENDED COVERAGE



WIND SPLITTER

Wind Splitter windshields are shaped for effective airflow management and wow styling. The sweeping design adds height over a traditional low-profile wind deflector in the center where it counts.



To avoid looking through bug spots, condensation and road grime, select a windshield that tops out just below your line of sight.



Windshields — Road King®

A. H-D® DETACHABLES™ WINDSHIELDS – ROAD KING® MODELS

Designed to be installed or removed without tools in seconds, a detachable windshield gives you the freedom to define your ride at the drop of a hat. Ride across the country protected from the elements, then quickly remove the windshield to hit the streets in style. These one-piece windshields are formed from hard-coated polycarbonate material to resist scratching and the complete assembly features polished stainless steel brackets that mount to the Original Equipment rubber isolated docking points for ease of installation and removal. Windshields are available in a variety of heights to match your size and riding style.

Fits '94-later Road King® models. '04-'07 FLHRS and '17-later FLHRXS models require additional purchase of Mounting Hardware Kit P/N 58221-04.

57400380 20" Clear – Black.
Windshield dimensions: Overall height – 27.2"; width – 23.1".

57400381 18" Clear – Black.
Windshield dimensions: Overall height – 25.0"; width – 23.1".

57400383 16" Light Smoke – Black.
Windshield dimensions: Overall height – 23.0"; width – 23.1".

Also available:
ROAD KING WINDSHIELD DOCKING HARDWARE KIT
Kit includes the hardware required to install a H-D® Detachables™ Road King Windshield on the Road King Custom and Special models.

58221-04 Fits '04-later FLHRS and '17-later FLHRXS models.

Also available:
REPLACEMENT WINDSHIELD SCREEN
Formed of polycarbonate and available in a size that suits your riding needs. Kit includes screen, cross brace tape and instructions.

Fits '94-later Road King models (except '13-'14 FLHRSE).

58433-96 22" Clear.

58195-94 16" Light Smoke.



A. H-D DETACHABLES WINDSHIELD – POLISHED BRACES



A. H-D DETACHABLES WINDSHIELD – BLACK BRACES

168 TOURING & TRIKE

Windshields — Road King®

A. WIND SPLITTER VENTED WINDSHIELD

Reduce helmet buffeting at speed. The Harley-Davidson® Detachables™ Wind Splitter Vented Windshield features an exclusive fingertip-adjustable center vent that reduces turbulence behind the windscreen. When open, the controlled airflow fills the negative pressure area behind the shield and helps to smooth the flow of air over the top of the screen and around the rider. The revised flow reduces helmet bobbing and neck fatigue so you can comfortably spend more time in the saddle. The open vent also provides cooling airflow to the rider at low speeds and in city traffic.

Engineered to provide the riding comfort of a larger windshield, this low-profile screen’s contemporary contour sets it apart from the crowd. The shape keeps the windshield below your sight line so you don’t look through bugs and road grime and the detachable design means you can ride without the shield when the mood strikes. The shield is formed of hard-coated polycarbonate for strength and scratch resistance and the dark-smoked finish reduces glare. The slim polished stainless steel brackets mount to the Original Equipment rubber isolated docking points for ease of installation and removal.

57400176
Fits '94-later Road King® models (except FLHRS). '17-later FLHRXS models require additional purchase of Mounting Hardware Kit P/N 58221-04. Does not fit with Mini Tach or Boom!™ Audio Cruiser Speakers Stock on '13-'14 FLHRSE. Windshield dimensions: Overall height – 22.4" height from headlamp opening –16.1", width – 20.3".

B. ROAD KING® 14" H-D® DETACHABLES™ WIND DEFLECTOR
Maintain the same low-down mini-shield styling of the Road King® Dark Smoke Wind Deflector with a little extra wind protection. This 3.0" taller oversized dark smoke screen features polished stainless steel mounting brackets to provide the same ease of installation as the stock Road King windshield.

57357-07 14" Dark Smoke.
Fits '94-later Road King models. '04-'07 FLHRS and '17-later FLHRXS models require additional purchase of Mounting Hardware Kit P/N 58221-04. Stock on '07 FLHRSE models. Windshield dimensions: Overall height – 21.0"; width – 21.4".

Also available:
ROAD KING 11" H-D DETACHABLES WIND DEFLECTOR
Keep the wind and glare out of your eyes with this Smoked Wind Deflector. This dark smoke detachable mini-shield follows the form of a traditional Harley-Davidson® Road King® windshield, but its much smaller size adds a touch of low-down attitude.
58163-02 11" Dark Smoke.
Fits '94-later Road King models. '04-'07 FLHRS and '17-later FLHRXS models require additional purchase of Mounting Hardware Kit P/N 58221-04. Stock on '08 FLHRSE models. Windshield dimensions: Overall height – 18.0"; width – 19.4".



A. WIND SPLITTER VENTED WINDSHIELD



B. ROAD KING 14" H-D DETACHABLES WIND DEFLECTOR



C. H-D DETACHABLES WINDSHIELD – FREEWHEELER MODELS



D. FORK-MOUNT WIND DEFLECTORS – CHROME

TOURING & TRIKE 169

Windshields — Freewheeler®

C. H-D® DETACHABLES™ WINDSHIELDS – FREEWHEELER® MODELS

Designed to be installed or removed without tools in seconds, a detachable windshield gives you the freedom to define your ride at the drop of a hat. Ride across the country protected from the elements, then quickly remove the windshield to hit the streets in style. These one-piece windshields are formed from hard-coated polycarbonate material to resist scratching and the complete assembly features polished stainless steel or Gloss Black brackets that mount to rubber isolated docking points for ease of installation and removal. Windshields are available in a variety of heights to match your size and riding style.

Fits '15-later FLRT models.
57400273A 20" Clear – Polished.
Windshield dimensions: Overall height – 25.5"; width – 22.2".
57400274 16" Light Smoke – Polished.
Windshield dimensions: Overall height – 21.5"; width – 21.4".
57400630 16" Light Smoke – Gloss Black.
Windshield dimensions: Overall height – 21.5"; width – 21.4".
57400631 20" Clear – Gloss Black.
Windshield dimensions: Overall height – 25.5"; width – 22.2".

D. FORK-MOUNT WIND DEFLECTORS – CHROME
Dress your bike for comfort and style. Wind Deflectors extend the windshield’s coverage for superior protection in any weather. The scooped Deflectors are shaped to channel the airflow and direct the rush of air and turbulence around the rider. Deflectors attach to the fork brackets for a clean, integrated look and the chrome finish is the perfect complement to polished or chrome front end components. Easy-to-install kit includes all required mounting hardware.

57400146A
Fits '95-later FLHR, FLHRC and FLHRS and '14-later FLHRSE models. Also fits '06-'13 FLHT, FLHTC, '06-'23 FLHX and FLHXS, '19-later FLHT, '20-later FLHXSE, '22-later FLHXST and '19-later FLHT models. Does not fit '95-'13 models equipped with Lighted Fork Slider Kit or Custom Auxiliary Lighting Bracket Kit P/N 69227-04A or 68000043.

170 TOURING & TRIKE

Windshields — Street Glide®

A. WIND SPLITTER 5-IN. WINDSHIELD – DARK SMOKE

The Wind Splitter Windshield is shaped for the perfect combination of effective airflow management and wow styling. Sweeping design complements the shape of the fairing and the inner dash panel, and adds height over a traditional low-profile wind deflector in the center where it counts. Dark smoked finish looks great against any paint color. Polycarbonate material and stylish tint is protected by a scratch-resistant layer. Easy-to-install with new floating bracket design and features Harley-Davidson script for a distinctive finishing touch.

57400597

Fits '23-later FLHXSE and '24-later FLHX models.

B. WIND SPLITTER 8-IN. WINDSHIELD

In the world of functional performance, size does matter. After all, it's simple to understand that the larger the windshield area, the greater the amount of wind deflection. The Wind Splitter Windshield is shaped for the perfect combination of effective airflow management and wow styling. Specifically designed for riders between 5'4" and 5'9" in height. A rider in this range will experience up to 50% reduction of visor pressure over the stock windshield. Rigorous fluid dynamic analysis and wind-tunnel testing shows significant reduction in helmet pressure and air velocity. Sweeping design complements the shape of the fairing and the inner dash panel, and adds height over a traditional low-profile wind deflector in the center where it counts. The shape decreases wind noise and improves your ability to hear the motorcycle sound system. Polycarbonate material is protected by a scratch-resistant layer. Easy-to-install with new floating bracket design and features Harley-Davidson script for a distinctive finishing touch.

Fits '23-later FLHXSE and '24-later FLHX models, installation requires tall windshield mounting blocks (P/N 57400668).

57400600	8" Clear.
57400601	8" Light Smoke.

C. WIND SPLITTER 10-IN. WINDSHIELD

In the world of functional performance, size does matter. After all, it's simple to understand that the larger the windshield area, the greater the amount of wind deflection. The Wind Splitter Windshield is shaped for the perfect combination of effective airflow management and wow styling. The windshield is specifically designed for riders taller than 5'9" in height. A rider in this range will experience up to 25% reduction of visor pressure over the stock windshield. Rigorous fluid dynamic analysis and wind-tunnel testing shows significant reduction in helmet pressure and air velocity. The sweeping design complements the shape of the fairing and the inner dash panel, and adds height over a traditional low-profile wind deflector in the center where it counts. The shape decreases wind noise and improves your ability to hear the motorcycle sound system. Polycarbonate material is protected by a scratch-resistant layer. Easy-to-install with new floating bracket design and features Harley-Davidson script for a distinctive finishing touch.

Fits '23-later FLHXSE and '24-later FLHX models, installation requires tall windshield mounting blocks (P/N 57400668).

57400602	8" Clear.
57400603	8" Light Smoke.

D. TALL WINDSHIELD MOUNTING KIT

Required for installation of 8-inch and 10-inch windshields on some models.

57400668

Fits '23-later FLHXSE and '24-later FLHX models.



A. WIND SPLITTER 5-IN. WINDSHIELD – DARK SMOKE



B. WIND SPLITTER 8-IN. WINDSHIELD – CLEAR



B. WIND SPLITTER 8-IN. WINDSHIELD – LIGHT SMOKE



C. WIND SPLITTER 10-IN. WINDSHIELD – CLEAR



C. WIND SPLITTER 10-IN. WINDSHIELD – LIGHT SMOKE



D. TALL WINDSHIELD MOUNTING KIT



4.5" DARK SMOKE



7" DARK SMOKE



10" LIGHT SMOKE



E. WIND SPLITTER WINDSHIELD – BATWING FAIRING – 4.5" DARK SMOKE SHOWN



E. WIND SPLITTER WINDSHIELD – BATWING FAIRING – 7" DARK SMOKE SHOWN



E. WIND SPLITTER WINDSHIELD – BATWING FAIRING – 10" LIGHT SMOKE SHOWN

TOURING & TRIKE 171

Windshields — Electra Glide®

E. WIND SPLITTER WINDSHIELD – BATWING FAIRING

In the world of functional performance, size does matter. After all, it's simple to understand that the larger the windshield area, the greater the amount of wind deflection. The Wind Splitter Windshield is a great look for all Touring models and is shaped for the perfect combination of effective airflow management and "wow" styling. The sweeping design complements the shape of the fairing and the inner dash panel and adds height over a traditional low-profile wind deflector in the center where it counts. The shape decreases wind noise and improves your ability to hear the motorcycle's sound system. The rich smoked finish does not interfere with your forward view and looks great against any paint color. The easy-to-install Wind Splitter features a center-mount Bar & Shield medallion for a distinctive finishing touch.

Fits '14-later Electra Glide®, Street Glide®, (except '24-later FLHX and '23-later FLHXSE). Ultra Limited and Tri Glide® models.

57400204	4.5" Dark Smoke.
Does not fit with Windshield Bags or Pouches.	
57400205	7" Dark Smoke.
Does not fit with Windshield Bags or Pouches.	
57400206	10" Light Smoke.

Fits '96-'13 Electra Glide, Street Glide and Trike models. Does not fit with fairing mounted zūmo® GPS Navigator, Windshield Bags or Pouches.

57400091	4.5" Dark Smoke.
57164-10	7" Dark Smoke.
57400092	10" Light Smoke.

172 TOURING & TRIKE

Windshields — Electra Glide®

A. BATWING FAIRING WINDSHIELDS

Tailor your bike to your size and riding style. For the best compromise between adequate protection from the elements and a clear view of the road ahead, select a windshield that tops out just below eye level. This reduces helmet buffeting while allowing a view unobstructed by dirt, bugs and rain drops. Harley-Davidson® windshields are formed of hard-coated polycarbonate for strength and scratch resistance and are available in a variety of heights and tints to suit your riding needs.

Fits '14-later Electra Glide®, Street Glide® (except '24-later FLHX and '23-later FLHXSE), Ultra Limited and Tri Glide® models.

57400224	15" Clear.
57400228	12" Clear.
57400226	12" Light Smoke.
57400227	10" Clear.
57400225	10" Light Smoke.

Fits '96-'13 Electra Glide, Street Glide and Trike models.

58314-97	15" Clear.
58187-96	12" Clear.



A. BATWING FAIRING WINDSHIELD – 15"



B. BATWING FAIRING WIND DEFLECTOR – MEDIUM PROFILE



A. BATWING FAIRING WINDSHIELD – 12"



C. BATWING FAIRING WIND DEFLECTOR – LOW PROFILE



A. BATWING FAIRING WINDSHIELD – 10



D. 7" WIND SPLITTER ST WINDSHIELD - BATWING FAIRING

TOURING & TRIKE 173

Windshields — Electra Glide®

B. BATWING FAIRING WIND DEFLECTOR – MEDIUM PROFILE

Style meets function. This 7.0" tall Wind Deflector splits the difference between the wind deflector and a low windshield, offering sport styling with a little greater wind protection. Harley-Davidson® windshields are formed of hard-coated polycarbonate for strength and scratch resistance and the dark smoke tint complements any paint color.

57400229 7" Dark Smoke.
Fits '14-later Electra Glide®, Street Glide® (except '24-later FLHX and '23-later FLHXSE), Ultra Limited and Tri Glide® models.

C. BATWING FAIRING WIND DEFLECTOR – LOW PROFILE

Maintain your forward view with this low-profile wind deflector. The shield adds a radical shape to the traditional Batwing fairing and the dark smoke tint complements any paint color. Harley-Davidson windshields are formed of hard-coated polycarbonate for strength and scratch resistance.

57400243 5" Dark Smoke.
Fits '14-later Electra Glide, Street Glide (except '24-later FLHX and '23-later FLHXSE), Ultra Limited and Tri Glide models. Stock on '14 FLHX models.

58207-04 4" Dark Smoke.
Fits '96-'13 Electra Glide, Street Glide and Trike models. Stock on '04 FLHTCSE models.

D. 7" WIND SPLITTER ST WINDSHIELD – BATWING FAIRING

Combine functional performance and custom style with this gold-tone Wind Splitter Windshield. This Wind Splitter windshield is a great look for all Street Glide® models and is shaped for the perfect combination of effective airflow management and wow styling. Sweeping design complements the shape of the fairing and the inner dash panel, and adds height over a traditional low-profile wind deflector in the center where it counts. Shape decreases wind noise and improves your ability to hear the motorcycles sound system. Easy-to-install and features a center-mount Bar & Shield logo for a distinctive finishing touch.

57400528
Fits '14-later Electra Glide®, Street Glide®, (except '24-later FLHX and '23-later FLHXSE). Ultra Limited® and Tri Glide® models.

174 TOURING & TRIKE

Windshields — Air Deflectors

A. ADJUSTABLE AIR DEFLECTORS

The Adjustable Air Deflectors feature an infinitely adjustable friction pivot that holds the wing in position to direct the air where you need it. Close the vent to direct airflow around the fairing or open the vent to maximize airflow on hot days. Available in dark or light smoke finish, the translucent deflectors are easy to install with the included mounting hardware.

57000529 Dark Smoke.
Fits '14-later Street Glide® models (except '24 FLHX and '23-later FLHXSE). Original Equipment on Electra Glide®, Ultra Limited and Tri Glide® models.

58156-08A Dark Smoke.
Fits '08-'13 Electra Glide, Street Glide and Trike models.

B. FAIRING AIR DEFLECTORS

Designed to deflect air away from the rider’s elbows and upper torso, these easy-to-install Air Deflectors reduce the draft behind the fairing. Fixed-position deflectors are available in your choice of black or smoked finish to match your styling direction.

Fits '96-'13 Electra Glide, Street Glide and Trike models.

58120-96A Light Smoke.



A. ADJUSTABLE AIR DEFLECTORS



B. FAIRING AIR DEFLECTORS



A. BLACK WINDSHIELD TRIM – GROOVED



B. CHROME WINDSHIELD TRIM – GROOVED



C. EDGE CUT WINDSHIELD TRIM



D. BAR & SHIELD WINDSHIELD TRIM



E. WINDSHIELD TRIM – GLOSS BLACK



F. WINDSHIELD TRIM – CHROME



G. ILLUMINATED WINDSHIELD TRIM – CHROME



G. ILLUMINATED WINDSHIELD TRIM – GLOSS BLACK

TOURING & TRIKE 175

Fairing Trim

A. BLACK WINDSHIELD TRIM – GROOVED

Custom billet-look windshield trim accents the outer fairing and dresses your bike in style. The grooved design grabs your eye and adds character to the base of the windshield. Easy to install, the kit includes matching mounting hardware.

61400593
Fits '14-later Electra Glide®, Street Glide®, Ultra Limited® and Tri Glide® (except '23-later FLHXSE and '24-later FLHX) models.

B. CHROME WINDSHIELD TRIM – GROOVED

Custom polished and chrome-plated billet windshield trim accents the outer fairing and dresses your bike in style. The grooved design grabs your eye and adds character to the base of the windshield. Easy to install, the kit includes stainless steel mounting hardware.

61400224
Fits '14-later Electra Glide®, Street Glide®, Ultra Limited® and Tri Glide® (except '23-later FLHXSE and '24-later FLHX) models.

C. EDGE CUT WINDSHIELD TRIM

Live your life on the edge. Custom windshield trim features a crisp anodized finish that is machined to expose the highlights of raw aluminum. The contrasting cut back look makes a powerful visual statement and works great with both traditional and contemporary customizing styles. Easy to install, the kit includes stainless steel mounting hardware.

61300358
Fits '14-later Electra Glide®, Street Glide®, Ultra Limited® and Tri Glide® (except '23-later FLHXSE and '24-later FLHX) models.

D. BAR & SHIELD WINDSHIELD TRIM

This highly polished stainless steel windshield trim is accented by four slots that allow the color of the outer fairing to show through. This unique trim piece is highlighted with Bar & Shield logo machined into the surface. Kit includes stainless steel mounting hardware.

61300275
Fits '14-later Electra Glide®, Street Glide®, Ultra Limited® and Tri Glide® (except '23-later FLHXSE and '24-later FLHX) models.

59133-99
Fits '96-'13 Electra Glide, Street Glide and Trike models.

E. WINDSHIELD TRIM – GLOSS BLACK

Complete the blacked-out look. This easy to install windshield molding accents the outer fairing on batwing fairing equipped models, and simplifies the transition between the fairing and the base of the windshield. Kit includes one-piece trim and required mounting hardware.

61400325
Fits '14-later Electra Glide®, Street Glide®, Ultra Limited® and Tri Glide® (except '23-later FLHXSE and '24-later FLHX) models.

F. WINDSHIELD TRIM – CHROME

Chrome Windshield Molding accents the outer fairing on Electra Glide models. Easily installed, including all necessary hardware and instructions.

61300310
Fits '14-later Electra Glide®, Street Glide®, Ultra Limited® and Tri Glide® (except '23-later FLHXSE and '24-later FLHX) models.

G. ILLUMINATED WINDSHIELD TRIM

Smoked lenses hide bands of amber LED lamps that glow as running lamps when the ignition is on, and the two outer clusters function as auxiliary directional indicators when the turn signals are activated. The wiring is concealed inside the fairing for a clean, custom appearance. Complete kit includes all necessary mounting hardware.

Fits '14-later Electra Glide®, Street Glide®, Ultra Limited® and Tri Glide® (except '23-later FLHXSE and '24-later FLHX) models. Installation on CVO™ models requires removal of current windshield trim. Not for use with Three-Pocket Fairing Pouch P/N 93300054B.

57000394A Chrome.
57000395A Gloss Black.

176 TOURING & TRIKE

Windshields — Road Glide®

A. WIND SPLITTER 5" WINDSHIELD – DARK SMOKE

The Wind Splitter Windshield is shaped for the perfect combination of effective airflow management and wow styling. Sweeping design complements the shape of the fairing and the inner dash panel, and adds height over a traditional low-profile wind deflector in the center where it counts. Dark smoked finish looks great against any paint color. Polycarbonate material and stylish tint is protected by a scratch-resistant layer. Easy-to-install with new floating bracket design and features Harley-Davidson script for a distinctive finishing touch.

57400617

Fits '23-later FLHXSE and '24-later FLTRX and FLTRXSTS models.

B. WIND SPLITTER 10" WINDSHIELD

In the world of functional performance, size does matter. After all, it's simple to understand that the larger the windshield area, the greater the amount of wind deflection. The Wind Splitter Windshield is shaped for the perfect combination of effective airflow management and wow styling. The windshield is specifically designed for riders between 5'4" and 5'9 in height. A rider in this range will experience up to 50% reduction of visor pressure over the stock windshield. Rigorous fluid dynamic analysis and wind-tunnel testing shows significant reduction in helmet pressure and air velocity. The sweeping design complements the shape of the fairing and the inner dash panel, and adds height over a traditional low-profile wind deflector in the center where it counts. The shape decreases wind noise and improves your ability to hear the motorcycle sound system. Polycarbonate material is protected by a scratch-resistant layer. Easy-to-install with new floating bracket design and features Harley-Davidson script for a distinctive finishing touch.

Fits '23-later FLTRXSE and '24-later FLTRX and FLTRXSTS models.

57400620	10" Light Smoke.
57400621	10" Clear.

C. WIND SPLITTER 12" WINDSHIELD

In the world of functional performance, size does matter. After all, it's simple to understand that the larger the windshield area, the greater the amount of wind deflection. The Wind Splitter Windshield is shaped for the perfect combination of effective airflow management and wow styling. The windshield is specifically designed for riders taller than 5'9" in height. A rider in this range will experience up to 25% reduction of visor pressure over the stock windshield. Rigorous fluid dynamic analysis and wind-tunnel testing shows significant reduction in helmet pressure and air velocity. The sweeping design complements the shape of the fairing and the inner dash panel, and adds height over a traditional low-profile wind deflector in the center where it counts. The Shape decreases wind noise and improves your ability to hear the motorcycle sound system. Polycarbonate material is protected by a scratch-resistant layer. Easy-to-install with new floating bracket design and features Harley-Davidson script for a distinctive finishing touch.

Fits '23-later FLTRXSE and '24-later FLTRX and FLTRXSTS models.

57400643	12" Light Smoke.
57400644	12" Clear.



A. WIND SPLITTER 5-IN. WINDSHIELD – DARK SMOKE



B. WIND SPLITTER 10-IN. WINDSHIELD – LIGHT SMOKE



B. WIND SPLITTER 10-IN. WINDSHIELD – CLEAR



C. WIND SPLITTER 12-IN. WINDSHIELD – LIGHT SMOKE



C. WIND SPLITTER 12-IN. WINDSHIELD – CLEAR



D. 12" WIND SPLITTER WINDSHIELD – (57400271 SHOWN)



D. 15" WIND SPLITTER WINDSHIELD – (57400270 SHOWN)



E. ROAD GLIDE ST 6" WIND DEFLECTOR

TOURING & TRIKE 177

Windshields — Road Glide®

D. WIND SPLITTER WINDSHIELD – ROAD GLIDE® MODEL

In the world of functional performance, size does matter. After all, it's simple to understand that the larger the windshield area, the greater the amount of wind deflection. The Wind Splitter Windshield is a great look for all Touring models and is shaped for the perfect combination of effective airflow management and "wow" styling. The sweeping design complements the shape of the fairing and the inner dash panel and adds height over a traditional low-profile wind deflector in the center where it counts. The shape decreases wind noise and improves your ability to hear the motorcycle's sound system. The rich smoked finish does not interfere with your forward view and looks great against any paint color. The easy-to-install Wind Splitter features a center-mount Bar & Shield medallion for a distinctive finishing touch.

Fits '15-later Road Glide® (except '23-later FLTRXSE, '24 FLTRX and FLTRXSTSE), and '23-later FLTRT models.

57400271	12" Light Smoke.
57400270	15" Light Smoke.

E ROAD GLIDE® ST 6" WIND DEFLECTOR

Roll with custom style. This 6-inch Wind Deflector accentuates the curvaceous shape of the Road Glide® model's fairing, and hugs the contours of the splitstream vent.

57400526

Fits '15-later Road Glide® (except '23-later FLTRXSE and '24-later FLTRX and FLTRXSTSE) and '23-later FLTRT models.

178 TOURING & TRIKE

Fairing Trim

A. ROAD GLIDE® WINDSHIELD TRIM

The Road Glide® model's shark-like fairing is a bold and captivating styling element, so it requires just the right visual touch to complement the signature look. These elegant Windshield Trim components conceal the base of the windshield and sweep over the center Splitstream vent for a continuous band of "custom". Machined from billet aluminum, these easy-to-install components are available in a variety of finishes to match your customizing direction. Mix and match the black or chrome center and side trim to develop your own unique look. Side Trim Kits include left and right side trim and mounting hardware.

Fits '15-later Road Glide® model (except '23-later FLTRXSE, '24-later FLTRX and FLTRXSTSE). Installation requires one Side Trim Kit and one Center Trim Kit. Does not fit with Original Equipment side trim '15-later FLTRUSE models. Also fits '23-later FLTRT models.

57400256	Side Trim – Black Billet.
----------	---------------------------

B. ROAD GLIDE SPLIT WINDSHIELD TRIM

This easy-to-install, 2-piece trim kit adds a speed-stripe accent to the base of the windshield. Tapered from the leading to the trailing edge, the glass-smooth trim features counter bored mounting holes and flush-mount hardware for a clean, elegant look. Kit includes left and right trim and installation hardware.


Fits '15-later Road Glide® and '23-later FLTRT models. Does not not fit '24-later FLTRX and FLTRXSTSE.

57400320	Satin Black.
----------	--------------

C. ROAD GLIDE 4" LOW-PROFILE WINDSCREEN

Sometimes, it's all about style. This minimalistic Low-Profile Windscreen accentuates the curvaceous shape of the Road Glide model's fairing, and hugs the contours of the splitstream vent. The opaque black finish defines the transition from the inner to the outer fairing surfaces, and provides a low, lean look to your custom ride.

57400310 Black.
Fits '15-later Road Glide® and '23-later FLTRT models (except '23 FLTRXSE, '24 FLTRX, FLTRXSE and FLTRXSTSE). Does not fit with Road Glide® Fairing Pouch P/N 93300097.



A. ROAD GLIDE WINDSHIELD TRIM – BLACK BILLET



B. ROAD GLIDE SPLIT WINDSHIELD TRIM – SATIN BLACK



C. ROAD GLIDE 4" LOW-PROFILE WINDSCREEN



D. ROAD GLIDE WINDSHIELD TRIM – CHROME (SHOWN WITH CONTOURED WIND DEFLECTOR)



D. ROAD GLIDE WINDSHIELD TRIM – GLOSS BLACK (SHOWN WITH WIND SPLITTER WINDSHIELD)



E. ROAD GLIDE COMPARTMENT LINERS

TOURING & TRIKE 179

Fairing Trim

D. ROAD GLIDE® WINDSHIELD TRIM

The fairing is a key visual element of your bike, so it demands the bold design of this elegant contoured windshield trim. This sweeping trim hugs the curvature of the fairing and conceals the base of the windshield and the windshield gasket for a clean, finished look. The multi-piece design simplifies installation. Kit includes mounting hardware and Road Glide® medallion.

Fits '04-'13 Road Glide models.

58519-07A	Chrome.
57400150	Gloss Black.

E. ROAD GLIDE COMPARTMENT LINERS

Protect your belongings and reduce noise and rattles on the road. Soft-touch felt finish liner is formed to the fairing glove box interior for a perfect fit. Molded base and sides maximize the interior room and one-piece design allows easy removal for cleaning and maintenance.

76001322 Fits '24-later FLTRX models.

Fits '15-later Road Glide models. Right liner includes integrated mobile device storage net. Does not fit '23-later FLTRXSE and '24 FLTRX and FLTRXSTSE models.

76000539

180 TOURING & TRIKE

Fairing – Accessories

A. THREE-POCKET BATWING FAIRING POUCH – '14-LATER MODELS
Convenient storage space at your fingertips. Designed to complement H-D® Wind Deflectors and Windshields, this fairing pouch is ideal for storing mobile devices, sunglasses and other small items. The sturdy plastic pouches are wrapped in supple UV-resistant vinyl for a premium look and feel and the magnetic closures keep your items within reach without detracting from the tastefully smooth styling.
93300054B
Fits '14-later Electra Glide®, Street Glide®, Ultra Limited® and Tri Glide® models with windshields. Not for use with Wind Splitter Windshields P/N 57400204 or 57400205. Not for use with Illuminated Windshield Trim P/N 57000394 or 57000395. Does not fit '23 FLHXSE, '24-later FLHX models.

B. THREE-POCKET BATWING FAIRING POUCH – '96-'13 MODELS
Convenient storage space at your fingertips. Designed to complement H-D Wind Deflectors and Windshields, this fairing pouch is ideal for storing cell phones, sunglasses and other small items. The sturdy plastic pouches are wrapped in supple UV-resistant vinyl for a premium look and feel and the magnetic closures keep your items within reach, while not detracting from the tastefully smooth styling. The left-hand pouch can be easily removed to accommodate your fairing-mounted GPS unit. Attractive Harley-Davidson script is featured on the front center pouch and on the outboard-facing side, visible through the windshield.
58900-11
Fits '96-'13 Electra Glide, Street Glide and Trike models. Not for use with Fairing Dash Pads. Models equipped with Illuminated Windshield Molding P/N 57335-08 requires separate purchase of Screws P/N 4456 (Qty 3), Bar & Shield Windshield Molding P/N 59133-99 requires separate purchase of Screws P/N 94386-92T (Qty 3), Chrome Windshield Trim P/N 59213-96 requires separate purchase of Screws P/N 94397-91T (Qty 3).

C. THREE-POCKET WINDSHIELD POUCH
Add convenient storage space up front where you need it. This easy-to-install windshield pouch features three easily accessible storage pockets sized for cell phones, glasses and other small items. The center pouch is accented with an embossed Harley-Davidson script for a finishing touch.
58904-03
Fits King-Size (except Springer™ and Rigid- Mount King Size) and Road King® windshields (except Wind Deflector and Adjustable Height).



A. THREE-POCKET BATWING FAIRING POUCH – '14-LATER MODELS



B. THREE-POCKET BATWING FAIRING POUCH – '96-'13 MODELS



B. THREE-POCKET BATWING FAIRING POUCH – '96-'13 MODELS (SHOWN WITH GPS UNIT)



C. THREE-POCKET WINDSHIELD POUCH



D. ROAD GLIDE FAIRING POUCH



D. ROAD GLIDE FAIRING POUCH – OPEN



E. TWO-POCKET WINDSHIELD POUCH



F. EMBOSSED BAR & SHIELD LOGO LEATHER WINDSHIELD BAG



G. ROAD KING CLASSIC LEATHER WINDSHIELD BAG

TOURING & TRIKE 181

Fairing – Accessories

D. ROAD GLIDE® FAIRING POUCH
This two-pocket Fairing Pouch is ideal for storing mobile devices, sunglasses and other small items. Contoured for a custom fit, the dash pad and pouch system fits perfectly with Harley-Davidson® wind deflectors and windshields. The sturdy molded pouches are wrapped in supple UV-resistant vinyl for a premium look and feel, and the magnetic closures keep your items within reach. The left pouch provides easy access to the Road Glide model's Splitstream vent control button.
93300097
Fits '15-later Road Glide® models. Does not fit with Road Glide® Low-Profile Windscreen P/N 57400310. CVO Road Glide® requires installation of windshield. Does not fit '23-later FLTRXSE, '24-later FLTRX and FLTRXSTSE models.

E. TWO-POCKET WINDSHIELD POUCH
Add convenient storage space up front where you need it. This easy-to-install windshield pouch features two easily accessible storage pockets sized for cell phones, glasses and other small items. Hook-and-loop closures allow easy one-handed opening. Both pouches are accented with an embossed Harley-Davidson logo for a finishing touch.
57203-07
Fits King-Size or Compact windshields. Does not fit FXDWG, FLSTSB or FXSTD models. Does not fit Rigid-Mount, Super Sport, Nostalgic or Flamed windshields.

F. EMBOSSED BAR & SHIELD LOGO LEATHER WINDSHIELD BAG
Black domestic steerhide bag features an embossed Bar & Shield logo.
58308-95
Fits King-Size and Compact windshields (except FXSTD, Flame and Skull with Wings). Does not fit 100th Anniversary logo windshields, models equipped with handlebar mount gauges or Road Tech™ Riser Mount Radio.

G. ROAD KING® CLASSIC LEATHER WINDSHIELD BAG
Leather bag features textured leather insert, H-D® concho and a turnbuckle closure.
58189-98
Fits King-Size and Compact windshields (except FXSTD, Flame and Skull with Wings). Does not fit 100th Anniversary logo windshields, models equipped with handlebar mount gauges or Road Tech Riser Mount Radio.

182 TOURING & TRIKE

Fairing Lower

A. FAIRING LOWER FITTED GLOVE BOX LINER KIT
Protect your belongings and reduce noise and rattles on the road. Soft-touch felt finish liner is formed to the fairing glove box interior for a perfect fit. Molded base and sides maximize the interior room and one-piece design allows easy removal for cleaning and maintenance.

57100270
Fits '14-later Touring and Trike models (except '23-later FLTRXSE, FLHXSE and '24-later FLHX, FLTRX and FLTRXSTSE) equipped with Original Equipment or accessory Vented Fairing Lower. Does not fit Twin-Cooled models.

B. FLT AND FLHT FAIRING LOWER GLOVE BOXES
Offers a convenient place to store riding gloves, sunglasses, etc. The snap-on door cover (included) is embossed with Bar & Shield logo. Available in black only.

58684-89B Right Side.
Fits '04-earlier Original Equipment non-vented style FLHT Ultra Classic® Fairing Lower.

C. FAIRING LOWER QUICK-RELEASE HARDWARE KIT
Beat the summer heat and prepare for around-town cruising by removing the fairing lowers on your Ultra Classic® Electra Glide® model. This kit includes highly polished stainless steel clamps that are detachable without the need for tools.

47200240
Fits '14-later FLHTCU and FLHTCUL models. Also fits '14-later Touring models equipped with Accessory Fairing Lower. Does not fit models equipped with Twin-Cooled™ engines. Does not fit models equipped with Fairing lower speakers.

58146-07
Fits '05-'13 Touring and Trike models equipped with Vented Fairing Lower and '88-later Touring and Trike models equipped with Vented Fairing Lower Kit 58854-YYXX. Does not fit models equipped with fairing lower speakers.

D. SOFT LOWERS
Extend your riding season. Full-coverage Soft Lower provide wind and mud protection for the rider's legs and boots and minimize cold updrafts as the weather changes. Covers are custom shaped to hug the engine guard to minimize flapping and they simply clip in place for speedy installation as the weather changes. Two-way zippered outer edge accommodates guard-mounted highway pegs in almost any position. Reflective piping provides added visibility and convenient zippered pockets provide additional storage for maps or other small items.

57100210
Fits '80-later Touring (except FLTRT, '24-later FLHX, FLTRX, FLTRXSTSE and '23-later FLHXSE and FLTRXSE) and Trike models equipped with engine guards. Does not fit with Original Equipment or accessory Color-Matched Fairing Lower. Does not fit Mustache or Chopped Engine Guards. Does not fit models with Extended Reach Brake Lever or Extended Reach Shift Lever. FLHXXX models require separate purchase of engine guards.



A. FAIRING LOWER FITTED GLOVE BOX LINER KIT



B. FLT AND FLHT FAIRING LOWER GLOVE BOXES



C. FAIRING LOWER QUICK-RELEASE HARDWARE KIT – '14-LATER MODELS



C. FAIRING LOWER QUICK-RELEASE HARDWARE KIT – '14-LATER MODELS



D. SOFT LOWERS – FRONT VIEW



D. SOFT LOWERS – REAR VIEW



E. MID-FRAME AIR DEFLECTOR – SMOKED (57200356 SHOWN)



F. MID-FRAME AIR DEFLECTOR – (58002-09A SHOWN)



F. MID-FRAME AIR DEFLECTOR – (57200157 SHOWN)



F. MID-FRAME AIR DEFLECTOR – (57200417 SHOWN)



G. MID-FRAME AIR DEFLECTOR TRIM



H. ROAD GLIDE WIND DEFLECTOR KIT

TOURING & TRIKE 183

Air Deflectors

E. MID-FRAME AIR DEFLECTOR – SMOKED
Our smoked Lexan Mid-Frame Air Deflector improves style and comfort. Fits perfectly between your Harley-Davidson® Touring or Trike frame and side panels to direct engine heat away from the rider and improve comfort on hot summer rides. Designed and tested for severe duty and extreme temperature applications. Durable smoked Lexan material adds subtle style. Easy to install and includes required mounting hardware

57200418
Fits '24-later FLHX, FLTRX, and FLTRXSTSE.

57200356
Fits '09-later Touring '24-later FLHX, FLTRX and FLTRXSTSE, '23-later FLHXSE and FLTRXSE, and Trike models. Not compatible with '17-later models equipped with Cool Flow™ Fan P/N 26800120, 26800121 and 26800128. Stock on '20-later CVO™ models.

F. MID-FRAME AIR DEFLECTOR
Designed for severe duty and extreme temperature applications. These black deflectors attach to the frame below the seat and direct heat away from the rider to improve comfort. Kit includes all necessary hardware.

57200417
Fits '24-later FLHX, FLTRX, and FLTRXSTSE.

58002-09A
Fits '09-later Touring and Trike models. Not compatible with '17-later models equipped with CoolFlow™ Fan P/N 26800120, 26800121 and 26800128.

57200157
Fits '17-later Touring and Trike models equipped with CoolFlow Fan P/N 26800120, 26800121 and 26800128.

58022-07A
Fits '01-'08 Touring models. Does not fit '01-'07 models equipped with Adjustable Rider Backrests.

G. MID-FRAME AIR DEFLECTOR TRIM
This injection-molded trim adds a touch of chrome to the Mid-Frame Air Deflectors on touring vehicles. These chrome accents blend the look of chrome from the engine and help make the deflectors look integrated with the bike.

61400028
Fits '09-later Touring (except '23-later FLHXSE, FLTRXSE and '24-later FLHX, FLTRX and FLTRXSTSE) and Trike models with Original Equipment Mid-Frame Air Deflectors. Also fits models equipped with Mid-Frame Air Deflectors P/N 58002-09. Does not fit '17-later models equipped with CoolFlow™ Fan Kits.

H. ROAD GLIDE® WIND DEFLECTOR KIT
Easy to install, these snap-fit Wind Deflectors reduce and redirect the airflow that rises between the fairing and fork tubes. The resulting reduction in updraft can dramatically reduce buffeting for many riders.

57000510
Fits '15-later Road Glide® models (except FLTRT, '24 FLTRX, FLTRXSTSE, '18-'24 FLTRXSE, '21-later FLTRXS and '22-later FLTRXST models). Does not fit with Chopped Engine Guards P/N's 49000105A or 49000114A. Stock on '15-later FLTRUSE and '20 FLTRK.

184 TOURING & TRIKE

Rider Comfort

A. COOLFLOW™ FAN

Unlike traditional fan kits that try to cool the engine by blowing air across the cylinders and often onto your legs, the CoolFlow™ Fan Kit keeps the riders comfortable by pulling air away from the rear cylinder and exhaust pipe, and directing it toward the ground.

The CoolFlow Fan features switched On/Off/Auto operation on '17-later models and On/Off on '09-'16 models. In the “ON” mode, the fan is active at low speeds, and will turn off when the bike reaches 40mph. As speed drops, the fan turns back on at 35 mph. This logic program prevents the fan from cycling on and off during low speed changes. On '17-later models, the AUTO setting operates based on a combination of speed parameters and specific engine and ambient temperatures. Built to withstand the harsh motorcycle environment, the all-weather CoolFlow Fan is 100% waterproof and includes everything you need for installation. The plug-and-play design is integrated with the vehicle electronics, so “On/Off/Auto” fan operation is indicated in the odometer screen. Your dealer will enable this function in the Electronic Control Module (ECM) and you’re ready to roll. Odometer fan status display feature availability varies by model and may not be available for your vehicle.

26800121
Fits '17-later FLHR, FLHRC, FLHRXS, FLHP and FLRT models. Does not fit with Starter End Cover P/N 31400090. FLHRC Brazil configurations and FLHP (all regions) require separate purchase of Mid-Frame Air Deflector P/N 57200151. Separate purchase of Mid-Frame Air Deflector Kit P/N 57200157 is recommended for maximum performance on all other vehicles. Dealer Digital Technician™ update is required to display fan status.

26800120
Fits '17-later FLHT, FLHXS, FLHXST, FLHXSE, FLTRX, FLTRXS and FLTRXST models. Does not fit with Starter End Cover P/N 31400090. FLHXS and FLHXSE Brazil configurations require separate purchase of Mid-Frame Air Deflector P/N 57200151. Separate purchase of Mid-Frame Air Deflector Kit P/N 57200157 is recommended for maximum performance on all other vehicles. Dealer Digital Technician™ update is required to display fan status.

26800128
Fits '17-later FLHTCU, FLHTCUTG, FLHTCUTGSE, FLHTK, FLHTKL, FLHTKSE, FLHTP, FLTRK and '17-'19 FLTRU models. Does not fit with Starter End Cover P/N 31400090. FLHTCUTG (HDI, ENG, HDJ configurations only), FLHTP models require separate purchase of Switch Pack P/N 69200173 and Switch Buttons (2) P/N 71400031. Includes replacement right side Mid-Frame Air Deflector. Dealer Digital Technician update is required.

26800152
Fits '09-'16 Touring and Trike models with or without Original Equipment Mid-Frame Air Deflectors. Separate purchase of Mid-Frame Air Deflector Kit P/N 58002-09A is recommended for maximum performance if not equipped. '15-'16 FLRT models require separate purchase of Switch Pack P/N 71522-08.

B. FAN ASSISTED OIL COOLER

Keep your cool. This easy-to-install Oil Cooler features a thermostatically controlled fan that provides continuous flow of cooling air – even while the bike is idling in traffic or moving at low speed. Ideal for bikes that see parade duty and other low speed or continuous idle situations, the Fan Assisted Oil Cooler is also the perfect addition to a bike modified with high-performance components. The fan automatically engages when the engine oil temperature rises, and when in operation, the Fan Assisted Oil Cooler can provide up to a 50-degree drop in oil temperature. And unlike other models, the Harley-Davidson® Fan Assisted Oil Cooler utilizes weather-rated fans and electronics that are designed for the harsh motorcycle environment. Engineered as a bolt-on replacement for the Original Equipment oil cooler, the Fan Assisted Oil Cooler is plug-and-play compatible with your bike’s wiring harness. No splicing or rewiring is required. ECM reprogramming by a Harley-Davidson Dealer is required to complete the installation.

62700204
Fits '17-later Touring models equipped with air/oil-cooled Milwaukee-Eight® engines. Does not fit models equipped with Twin-Cooled™ engines. Not compatible with Oil Cooler Cover P/N 25700633 or 25700634. Original Equipment on oil-cooled Police and Freewheeler® models.




A. COOLFLOW FAN



A. COOLFLOW FAN (26800120 SHOWN)



A. COOLFLOW FAN (26800128 SHOWN)



B. FAN ASSISTED OIL COOLER



C. MILWAUKEE-EIGHT® ENGINE OIL COOLER FAN



D. PREMIUM OIL COOLER KIT (26082-05C SHOWN)

TOURING & TRIKE 185

Oil Coolers

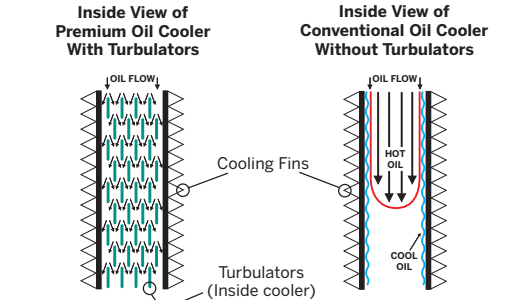
C. MILWAUKEE-EIGHT® ENGINE OIL COOLER FAN

Traffic jam? This Oil Cooler Fan can help keep Milwaukee-Eight Engine oil temperature under control if you find yourself idling or moving slowly in traffic, especially in hot weather. Fan automatically engages to lower oil temperature up to 50 degrees compared to an oil cooler without a fan. Weather-proof for durability. Perfect addition to a bike equipped with high performance components. Ideal for bikes that see parade duty and other low speed or continuous idle situations. Fan automatically engages when the engine oil temperature rises. When in operation the Oil Cooler Fan can provide up to a 50 degree drop in oil temperature compared to an oil cooler without a fan. The Harley-Davidson® Oil Cooler Fan utilizes weather-rated fans and electronics that are designed for reliable service in the harsh motorcycle environment. Engineered for bolt-on installation and plug-and-play compatibility with your bike’s wiring harness without unhooking messy oil lines. ECM reprogramming by a Harley-Davidson® Dealer is required to complete the installation. No splicing or rewiring is required

26800195
Fits '17-later Touring models equipped with air/oil-cooled Milwaukee-Eight® engines. Does not fit models equipped with Twin-Cooled™ engines, or Trike and Police models equipped with fan assisted oil coolers. Not compatible with Oil Cooler Cover P/N 25700633 or 25700634.

D. PREMIUM OIL COOLER KITS – TOURING

This oil cooler was designed specifically for Harley-Davidson to out-perform all other coolers in the industry. The cooler features a unique “Turbulator” system that evenly distributes oil across the cooling chambers. The air fins are designed to efficiently dissipate heat. The oil cooler has been designed to simplify installation and enhance performance. The large heat exchanger provides excellent cooling efficiency. The kit features a one-piece adapter plate with integrated thermostat that allows oil lines to connect to the oil filter bracket. Thermostat activates at 185°F (85°C). Kit comes complete with mounting hardware and precut oil lines.



Turbulators disperse and mix oil inside cooler to provide more efficient cooling capabilities. The cooler oil is not allowed to remain along the boundaries of the flow tube as in conventional coolers.

Coolers without the Turbulator system allow oil to flow only in a straight path. Oil does not mix and the cooler oil remains along the outer boundaries, while the hotter oil remains along the center path of flow. Without the mixing effects of the Turbulators, the conventional oil cooler provides less efficient cooling capabilities.

26082-05C Horizontal Mount.
Fits '99-'06 Touring models. Does not fit with Chrome Display Stand P/N 99002-97A, Voltage Regulator Cover P/N 74538-09, DEFINITIVE5 Filtration System Kit or models equipped with a sidecar.

COMFORT IS KING

The ability to spend hours behind the handlebars and rack up hundreds of miles without stopping is dictated by how you feel on your bike. The shape of the seat, the reach to the handlebars and the location of your feet are all major factors in how far you can travel in a day. But don't forget your passenger's needs — he or she has a stake in this ride as well.

THE RIDER & PASSENGER ENVIRONMENT

Accessories that impact the rider and passenger's physical contact with the motorcycle and the management of wind, temperature and road conditions should be your first consideration in building the ultimate touring machine.



RIDER/PASSENGER CONTACT POINTS	PAGE #	RIDER/PASSENGER ENVIRONMENT	PAGE #
1 PASSENGER BACKREST	206-217	9 TOUR-PAK® PASSENGER BACKREST	216-217
2 LUGGAGE RACKS.....	218-222	10 HEATED RIDER & PASSENGER SEATING	194-197
3 RIDER BACKREST.....	202-203	11 HEATED GRIPS.....	451-453
4 RIDER & PASSENGER SEATING	188-201	12 WINDSHIELDS.....	167-179
5 HANDLEBAR	472-493	13 WIND DEFLECTORS.....	182-183
6 HIGHWAY PEGS.....	454-457	14 FAIRING LOWERS.....	182
7 FOOTBOARDS & FOOT CONTROLS	232-239	15 COOLFLOW FAN.....	184
8 PASSENGER FOOTBOARDS.....	236-239	16 ADJUSTABLE SUSPENSION.....	242-245

ENJOY THE RIDE

The relationship between the seat, the handlebar and the foot controls has an enormous impact on the comfort, control and confidence you feel when riding your motorcycle. Once you've picked the bike, it's time to choose the options that match your ride to your personal dimensions.

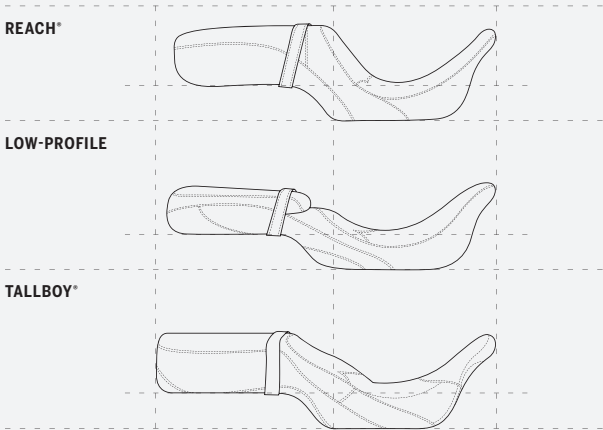


For shorter riders, consider tailoring your fit by changing to a Reach® Seat, Standard Foot Controls and lowered suspension height.



For taller riders, consider altering your ride by changing to a Tallboy® Seat and Extended Foot Controls.

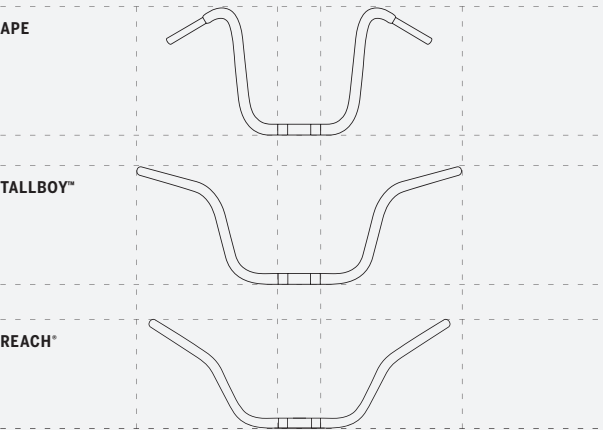
ESTABLISH YOUR POSITION AND FEEL



SEATS

Seat height and shape impact rider comfort, fit and confidence. Where the seat positions you relative to the foot controls, hand controls and the ground plays a major role in the quality of your ride.

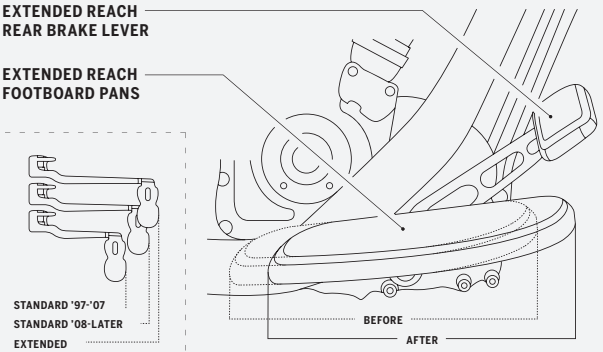
SEE PAGES 188-201



HANDLEBARS

Where the bar positions your arms, hands and wrists directly impacts how you feel on the motorcycle. Choose a bar that falls easily to hand, and does not pull you out of the seat when maneuvering.

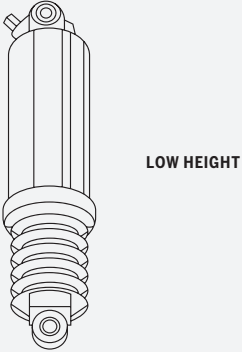
SEE PAGES 472-493



FOOT CONTROLS

Repositioning your feet can relieve muscle tension, take pressure off the tailbone and reduce fatigue. The correct riding position can add hours of comfort and hundreds of miles to your daily saddle time.

SEE PAGES 232-239



SUSPENSION

Adjusting your motorcycle's ride height by raising or lowering the suspension is often the first step in fitting the bike to your stature. Being sure-footed at a stop can really increase your sense of confidence.

SEE PAGES 242-245

188 TOURING & TRIKE

Seating – 2024 Models

A. REACH® SEAT

Designed to position riders with a shorter inseam closer to the ground, Reach® Seats are shaped to place the rider in a comfortable and confident relationship to the hand and foot controls. The wide seating surface provides loads of support while riding and the narrow tapered nose brings your legs together for an easier reach to the ground at a stop. Features a stepped profile that provides back support and keeps the rider from sliding back during acceleration. The seat moves the rider 1" closer to the handlebars. Enhanced back support padding moves the rider 0.8" lower and 1.5" forward without locking the rider into a cramped position. Features a multi-panel design for added custom style. Heat-staked graphic design in seat center also adds custom style. This seat can be equipped with an optional rider backrest for additional touring comfort. Seat width: 13". Passenger pillion width: 9". Measurements based on Original Equipment seat.

52000638

Fits '23-later FLHXSE and FLTRXSE, and '24-later FLHX, FLTRX, and FLTRXSTSE models. Models sold with solo seats will require separate purchase of additional hardware.

B. TALLBOY® SEAT

Designed specifically to enhance arm and leg room for the long-limbed rider, this two-up seat moves the rider up one inch. The seat is sculpted to provide superior support and comfort, with a slight bucket shape to provide room to vary your riding position fore and aft. The seat's level seating surface does not pitch the rider forward, and the overall ride height is similar to stock Electra Glide® and Road Glide® Ultra seating. This seat moves the rider up one inch to provide much-needed arm and leg room for the long-limbed rider. Features a multi-panel design for added custom style. Heat-staked graphic design in seat center also adds custom style. Tallboy® seats can be equipped with an optional rider backrest (except Adjustable style) for additional touring comfort. Measurements are based on Original Equipment seat. Seat width: 16.5". Passenger pillion width: 15.0".

52000640

Fits '23-later FLHXSE and FLTRXSE, and '24-later FLHX, FLTRX, and FLTRXSTSE models. Models sold with solo seats will require separate purchase of additional hardware.



A. REACH SEAT



C. SUNDOWNER™ SEAT – TOURING



B. TALLBOY SEAT



D. SWITCHBACK TOURING SEAT – U STITCH

TOURING & TRIKE 189

Seating – 2024 Models

C. SUNDOWNER™ SEAT – TOURING

The Sundowner™ Seat provides the maximum in long-riding comfort. The deep-bucket design puts your body in the proper touring position, and the generous padding makes it comfortable for both the rider and passenger as the miles are adding up. The dish shape provides added rider back support and the wide passenger pillion is shaped to minimize pressure points. The smooth cover complements any Touring model. The seat accepts Rider Backrest Kits (sold separately) for additional touring comfort. The seam is sealed in critical areas to minimize water return. With a rider seat width of 19.4".

52000672

Fits '23-later FLHXSE and FLTRXSE, and '24-later FLHX, FLTRX, and FLTRXSTSE models. Models sold with solo seats will require separate purchase of additional hardware.

D. SWITCHBACK TOURING SEAT – U STITCH

Take your custom style up a notch. This one-piece two-up seat features premium smooth black vinyl with a stitched-in pattern in a bold U pattern on the rider and passenger seating surface, a multi-panel design and contrasting stitching throughout. The one-piece, two-up design incorporates rider seat and pillion. The stitched U pattern on the tops of seating surfaces adds contrast and visual detail. Smooth black premium vinyl with contrasting stitching and rubber Bar & Shield logo. Fastback profile.

52000757

Fits '23-later FLHXSE and FLTRXSE, and '24-later FLHX, FLTRX, and FLTRXSTSE models. Does not fit with rider backrests. Vehicles sold with solo seats will require separate purchase of additional hardware.

190 TOURING & TRIKE

Seating – Switchback

A. SWITCHBACK TOURING SEAT – RED STITCH

Take your custom style up a notch. This one-piece, two-up seat features contrasting vinyl patterns, performance red stitching and a modern interpretation of the classic tuck-and-roll upholstery pattern. One-piece, two-up design incorporates rider seat and pillion. Features debossed tuck-and-roll pattern on seating surface. Smooth black vinyl seating surface with textured vinyl side panels and contrasting performance red stitching. Features performance red rubber Bar & Shield logo. Fastback profile.

52000756
Fits '23-later FLHXSE and FLTRXSE, and '24-later FLHX, FLTRX, and FLTRXSTSE models. Does not fit with rider backrests. Vehicles sold with solo seats will require separate purchase of additional hardware.

B. SWITCHBACK TOURING SEAT

Add some style and attitude with no comfort compromise. This one-piece, two-up seat offers a high-performance profile with a focus on design details. The one-piece, two-up design incorporates rider seat and pillion. Features dimpled vinyl and raised pillow detail in center of rider position for a custom look. With contrasting stitching. The deep shape supports the aggressive rider. The clean style complements any custom direction.

52000643
Fits '23-later FLHXSE and FLTRXSE, and '24-later FLHX, FLTRX, and FLTRXSTSE models. Does not fit with rider backrests. Vehicles sold with solo seats will require separate purchase of additional hardware.

C. SWITCHBACK TOURING SEAT

Add some style and attitude with no comfort compromise. This one-piece, two-up seat offers a high-performance profile with a focus on design details. The one-piece, two-up design incorporates rider seat and pillion. Features dimpled vinyl and raised pillow detail in center of rider position for a custom look. With contrasting stitching. The deep shape supports the aggressive rider. The clean style complements any custom direction.

52000654
Fits '14-later Touring (except '23-later FLHXSE and FLTRXSE, and '24-later FLHX, FLTRX, and FLTRXSTSE models. Does not fit with rider backrests. . Does not fit with rider backrests..



A. SWITCHBACK TOURING SEAT – RED STITCH



B. SWITCHBACK TOURING SEAT



C. SWITCHBACK TOURING SEAT



D. LOW-PROFILE SOLO TOURING SEAT – SMOOTH



E. LOW-PROFILE PASSENGER PILLION – SMOOTH



F. LOW-PROFILE SOLO TOURING SEAT – ORANGE STITCH



G. LOW-PROFILE PASSENGER PILLION – ORANGE STITCH

TOURING & TRIKE 191

Seating – 2024 Models

D. LOW-PROFILE SOLO TOURING SEAT – SMOOTH

Set your custom bagger apart with a Low-Profile Solo Seat that combines street-rod style with a comfort insert to offset the minimal foam style. Start with a shape that distributes your weight across a wide surface area to reduce pressure points. The result is the slammed custom seat that you crave with enough comfort and support to let you actually spend time in the saddle. Black Smooth Vinyl. Features a multi-panel design for added custom style. The seam-sealed construction prevents rain or wash water from infiltrating the seat foam -no riding for hours on a squishy seat. Add a matching passenger pillion (sold separately). Seat width 16.7".

52000690
Fits '23-later FLHXSE and FLTRXSE, and '24-later FLHX, FLTRX, and FLTRXSTSE models. Does not fit with rider backrests.

E. LOW-PROFILE PASSENGER PILLION – SMOOTH

Bring a passenger along for the ride. Dressed in long-lasting vinyl, this Passenger Pillion is the perfect complement to the Low-Profile Solo Touring Seat. Black Smooth Vinyl. Features a multi-panel design for added custom style. The seam-sealed construction prevents rain or wash water from infiltrating the seat foam --no riding for hours on a squishy seat. Easy on-and-off installation lets you change from a two-up tourer to a stripped-down cruiser in seconds. Includes matching grab strap.

52400329
Fits '23-later FLHXSE and FLTRXSE, and '24-later FLHX, FLTRX, and FLTRXSTSE models. Does not fit with rider backrests.

F. LOW-PROFILE SOLO TOURING SEAT – ORANGE STITCH

Set your custom bagger apart with a Low-Profile Solo Seat that combines street-rod style with a surprising touch of comfort. Start with a shape that distributes your weight across a wide surface area to reduce pressure points. The result is the slammed custom seat that you crave with enough comfort and support to let you actually spend time in the saddle. Black Smooth Vinyl with contrasting Orange stitched details complement many paint colors. Features a multi-panel design for added custom style. The seam-sealed construction prevents rain or wash water from infiltrating the seat foam --no riding for hours on a squishy seat. Add a matching passenger pillion (sold separately). Seat width 16.7".

52000691
Fits '23-later FLHXSE and FLTRXSE, and '24-later FLHX, FLTRX, and FLTRXSTSE models. Does not fit with rider backrests.

G. LOW-PROFILE PASSENGER PILLION – ORANGE STITCH

Bring a passenger along for the ride. Dressed in long-lasting vinyl, this Passenger Pillion is the perfect complement to the Low-Profile Solo Touring Seat. Black Smooth Vinyl with contrasting Orange stitched details complement many paint colors. Features a multi-panel design for added custom style. The seam-sealed construction prevents rain or wash water from infiltrating the seat foam --no riding for hours on a squishy seat. Easy on-and-off installation lets you change from a two-up tourer to a stripped-down cruiser in seconds. Includes matching grab strap.

52400330
Fits '23-later FLHXSE and FLTRXSE, and '24-later FLHX, FLTRX, and FLTRXSTSE models. Does not fit with rider backrests.

192 TOURING & TRIKE

Seating – Reach®

REACH® SEATS

Designed to position riders with a shorter inseam closer to the ground, Reach® Seats are shaped to place the rider in a comfortable and confident relationship to the hand and foot controls. The wide seating surface provides loads of support while riding and the narrow tapered nose brings your legs together for an easier reach to the ground at a stop. Reach Seats feature a stepped profile that provides back support and keeps the rider from sliding back during acceleration.

A. SUPER REACH SEAT

Get a little bit closer. Super Reach forward position seats are designed to move riders with a shorter inseam even closer to the controls and to bring the legs about 1.0" closer together so that your feet rest firmly on the pavement. The scooped bucket-shape saddle is enhanced with added back support padding to move the rider lower and forward.* The combination positions the rider closer to the hand and foot controls to offer both comfort and confidence. Seat can be equipped with optional rider backrest for added support and comfort.

*Measurements based on Original Equipment Electra Glide® seat:
'09 models – 2.0" lower, 2.5" forward
'10-'13 models – 1.5" lower, 2.5" forward
'14-later models – .5" lower, 2.0" forward

54382-11
Fits '09-'13 Touring and Trike models. Also fits '14-later Touring models (except '21-later FLH, '23-later FLHFB, FLHXSE, FLTRXSE, '24-later FLHX, FLTRX and FLTRXSTSE) not equipped with Tour-Pak® luggage. Installation on '12-later CVO™ models requires removal of fender trim strips. Seat width 13.0"; passenger pillion width 12.0".

B. REACH SOLO SEAT

From the custom metal Bar & Shield medallion to the sleek fast-back design, this seat is shaped to deliver the ergonomic position that a shorter rider needs. Sculpted and molded to ease the reach to the ground, this Reach Solo seat places the rider 3/8" lower and 1-1/4" forward when compared to the stock FLHX seat*. The narrow nose and the low overall height provides the rider with added confidence and control while the bike is at a stop or during parking maneuvers, while the generous seating width adds support for the long haul. And the seat's upturned tail moves you closer to the controls without confining you to one position. For maximum comfort and support, this seat is recommended for smaller-framed riders between 5'-2" and 5'-8" tall.

*Measurement as compared to other seating options:
– Original Equipment 2016 Electra Glide® model seat – 1.25" lower, 0.8" forward
– Original Equipment 2016 Street Glide® model seat – 0.375" lower, 1.25" forward
– Original Equipment 2016 Electra Glide Low model seat – .500" lower, .500" rearward

52000253
Fits '09-later Touring models (except '21-later FLH, '23-later FLHFB, FLHXSE, FLTRXSE, '24-later FLHX, FLTRX and FLTRXSTSE). Does not fit Trike models. Does not fit models equipped with Passenger Grab Rails. Does not accept rider backrest or passenger pillion. Seat width 15.0".

C. REACH TWO-UP SEAT – '14-LATER MODELS

Original Equipment on the Ultra Classic® Low and Ultra Limited® Low models, this Reach seat brings the legs about 1.0" closer together and features enhanced back support padding that moves the rider .8" lower and 1.5" forward without locking the rider into a cramped position.* The Reach seat can be equipped with an optional rider backrest for additional touring comfort.

*Measurements based on Original Equipment Electra Glide seat.


52000334
Fits '14-later Touring (except '21-later FLH, '23-later FLHFB, FLHXSE, FLTRXSE, '24-later FLHX, FLTRX and FLTRXSTSE) and Trike models. Seat width 15.5"; passenger pillion width 16.0".



Reach Seats



A. SUPER REACH SEAT



B. REACH SOLO SEAT



C. REACH TWO-UP SEAT – '14-LATER MODELS



D. TALLBOY SEAT – '14-LATER MODELS



E. TALLBOY SEAT – '08-'13 MODELS



F. TALLBOY SEAT – '97-'07 MODELS

TOURING & TRIKE 193

Seating – Tallboy®

TALLBOY® SEATS

The correct riding position can help a tall rider sit comfortably on the bike and avoid leg cramps and back strain during a long day in the saddle. For riders with a longer inseam, a Tallboy® Seat will put you on the road to fatigue-free riding. Designed to move the rider up and back from the stock seating position, a Tallboy Seat can eliminate the knees-high riding position and effectively places the body for a natural arm and leg reach to the controls. Tallboy Seats feature a bucket-shaped design for added support and a wide seating surface to reduce pressure on the tailbone.

D. TALLBOY SEAT – '14-LATER MODELS

This Tallboy Seat moves the rider back 1.5"* to provide much-needed arm and leg room for the long-limbed rider. The seat is sculpted to provide superior support and comfort, with a slight bucket shape to provide room to vary your riding position fore and aft. The seat's level seating surface does not pitch the rider forward, and the overall ride height is similar to stock Electra Glide® and Road Glide® Ultra seating. Passenger comfort will be maximized with the Tour-Pak® Luggage mounted in the rear most position. Tallboy seats can be equipped with an optional rider backrest (except Adjustable Style) for additional touring comfort.

*Measurements based on Original Equipment Electra Glide seat.

52000252
Fits '14-later Touring (except '21-later FLH, '23-later FLHFB, FLHXSE, FLTRXSE, '24-later FLHX, FLTRX and FLTRXSTSE) and Trike models. Not compatible with Adjustable Rider Backrest kits. Seat width 16.5"; passenger pillion width 15.0".

E. TALLBOY SEAT – '08-'13 MODELS

This Tallboy Seat moves the rider back* to provide much-needed arm and leg room for the long-limbed rider. The seat height is similar to stock and the slight bucket shape offers additional lower back support. Passenger comfort will be maximized with the Tour-Pak Luggage mounted in the rear-most position. Accepts rider backrest (except Adjustable Style) for additional touring comfort.

*Measurements based on Original Equipment Electra Glide seat:
'08-'13 models – stock height, 2.0" rearward
'14-later models – stock height, 1.5" rearward

52099-09A
Fits '08-'13 Touring and Trike models. Also fits '14-later Touring models (except '21-later FLH, '23-later FLHFB, FLHXSE, FLTRXSE, '24-later FLHX, FLTRX and FLTRXSTSE) not equipped with Tour-Pak. Does not fit models equipped with Adjustable Rider Backrest Kits or Passenger Grab Rails. Installation on '12-later CVO™ models requires removal of fender trim strips. Seat width 16.0"; passenger pillion width 14.0".

F. TALLBOY SEAT – '97-'07 MODELS

This Tallboy one-piece seat moves the rider back .5" and up 1.25" compared to the Original Equipment seat. The new position allows additional leg and arm movement for the long-limbed rider and a comfortable seating space for the open road. The bucket design of the Tallboy Seat provides additional rider back support and the wide raised pillion places the passenger for maximum comfort and commanding view. Can also be used with Rider Backrest Kits.

52976-05
Fits '97-'07 Road King® and FLHX models. Also fits '97-'07 Electra Glide® and Road Glide® models equipped with Fuel Tank Console P/N 71288-03A or Trim Piece P/N 52447-96. Seat width 17.0"; passenger pillion width 16.0".



Tallboy Seats

194 TOURING & TRIKE

Seating – Heated & Cooled

A. HARLEY® HAMMOCK HEATED & COOLED SEAT

Extend and optimize your riding season thanks to cooling and heating technology built into this premium seat for Touring and Trike models. The electronic heating/cooling system is self-contained within the seat. The seat can be easily removed after unplugging a single cord. This seat offers industry-leading cooling performance, and the heating function has been improved to reach its selected temperature twice as fast as previous heated seats. The Hammock seat is our most-premium touring seat design, created for the rider who wants the ultimate in long-haul comfort. For the rider it features a sling-like fabric suspension system that acts like a hammock, providing two inches of suspension above the seat pan, topped with an additional two inches of traditional foam cushioning. This internal suspension prevents “bottoming out” and provides an improvement in comfort and endurance by isolating the rider from harsh road conditions. The passenger position features a multiple spring-board style suspension system along with two inches of traditional foam. This seat really improves comfort and reduces fatigue on long rides. Greater comfort reduces fatigue and extends the riding season in any climate. In testing with a baseline ambient temperature of 85 degrees the seat cover will cool down by 25 degrees in about 30 minutes, from your 98-degree body temperature to about 76 degrees. As you ride, the cooling function draws heat away from your body, which makes you feel cooler. Dual Zone Control: Rider passenger seating positions must use the same temperature mode (heat or cool) but can adjust the level to individual preference or switch the function off. Redesigned heating element reaches selected temperature in only seven minutes. Seam-sealed construction prevents rain or wash water from infiltrating the seat foam. No riding for hours on a squishy seat. Compatible with Rider Backrest Mounting Kit (P/N 52589-09A)

52000462

Fits '14-later Touring (except '23-later FLHFB, FLHXSE, FLTRXSE and '24-later FLHX, FLTRX and FLTRXSTSE) and Tri Glide® models. '14-'16 models require separate purchase of Electrical Harness extension P/N 69200722. '17-later models require separate purchase of Electrical Harness P/N 69201599A. Installation on '14-later Tri Glide models require separate purchase of Trike Support Bracket P/N 52100063.



A. HAMMOCK HEATED & COOLED SEAT



A. HAMMOCK HEATED & COOLED SEAT



A. HAMMOCK HEATED & COOLED SEAT



B. SUNDOWNER HEATED & COOLED SEAT



B. SUNDOWNER HEATED & COOLED SEAT



C. HEATED & COOLED SEAT SUPPORT BRACKET

TOURING & TRIKE 195

Seating – Heated & Cooled

B. SUNDOWNER™ HEATED & COOLED SEAT

Extend and optimize your riding season thanks to cooling and heating technology built into this premium seat for Touring and Trike models. Clever engineering has maintained the same footprint as the existing Sundowner seats, even with cooling & heating functionality. The seat can be easily removed after unplugging a single connection. This seat offers industry-leading cooling performance, and the heating function has been improved to reach its selected temperature twice as fast as previous heated seats. The two-up Sundowner™ Seat is engineered to provide the maximum in long-riding comfort. The deep-bucket design puts most riders in an ideal touring posture, and the generous padding makes it comfortable for both the rider and passenger as the miles are adding up. Greater comfort reduces fatigue and extends the riding season in any climate. In testing with a baseline ambient temperature of 85 degrees the seat cover will cool down by 25 degrees in about 30 minutes, from your 98-degree body temperature to about 76 degrees. As you ride, the cooling function draws heat away from your body, which makes you feel cooler. Dual Zone Control: Rider passenger seating positions must use the same temperature mode (heat or cool) but can adjust the level to individual preference or switch the function off. Redesigned heating element reaches selected temperature in only seven minutes. Seam-sealed construction prevents rain or wash water from infiltrating the seat foam. No riding for hours on a squishy seat. Compatible with Rider Backrest Mounting Kit (P/N 52589-09A)

52000463

Fits '14-later Touring (except '23-later FLHFB, FLHXSE, FLTRXSE and '24-later FLHX, FLTRX and FLTRXSTSE) and Tri Glide® models. '14-'16 models require separate purchase of Electrical Harness extension P/N 69200722. '17-later models require separate purchase of Electrical Harness P/N 69201599A. Installation on '14'-later Tri Glide models require separate purchase of Trike Support Bracket P/N 52100063.

C. HEATED & COOLED SEAT SUPPORT BRACKET

Support bracket required for installing Harley Hammock Heated & Cooled Seat or Sundowner Heated & Cooled Seat on Tri Glide models.

52100063

Fits '14-later Tri Glide models. Required for installation of Harley® Hammock Heated & Cooled Seat P/N 52000462 or Sundowner Heated & Cooled Seat P/N 52000463.

196 TOURING & TRIKE

Seating – Harley® Hammock

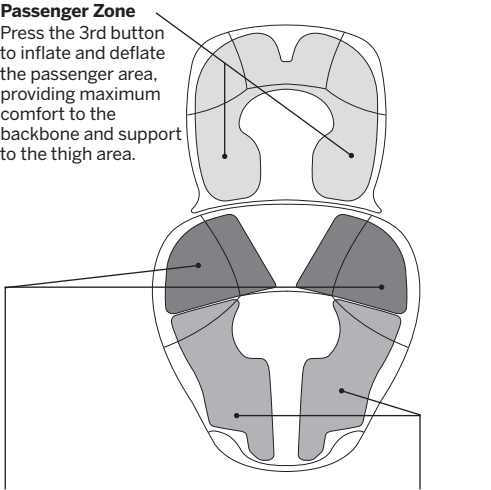
ROAD ZEPPELIN® AIR ADJUSTABLE SEATS

The open road. That’s where we developed and tested the revolutionary comfort of the Road Zeppelin® Seat. This remarkable seat removes pressure points and hot spots by adjusting the amount of air contained in each bladder within the seat. Easy-to-reach rocker switches on the side of the seat control the built-in compressor, adding and bleeding off air with the quick push of a button to help relieve stress from the lower back, tail-bone or lower extremities. On a long run, occasionally inflating and deflating the air bladders reduces the “numb butt” effect by improving the blood flow to the extremities. So grab a seat. And enjoy the ride.

A. ROAD ZEPPELIN AIR ADJUSTABLE SEAT

The Road Zeppelin seat’s ergonomically friendly design combines a narrow front nose for ease of touching the ground at a stop with a wide seating surface for long-range rider and passenger comfort. The easy-to-clean vinyl seat is finished with an embroidered Road Zeppelin logo that lets everyone see that you take riding comfort seriously. The slotted seat accepts an optional rider backrest or passenger grab rail for additional touring comfort.

52000201
Fits '08-later Touring (except '23-later FLHFB, FLHXSE, FLTRXSE and '24-later FLHX, FLTRX and FLTRXSTSE) and '09-later Tri Glide® models. '14-'16 models require separate purchase of Electrical Harness Extension P/N 69200722. '17-later models require Electrical Harness Extension P/N 69201599A. Installation on some '12-'13 CVO™ models requires removal of fender trim strips. Seat width 20.0"; passenger pillion width 14.5".



Passenger Zone
Press the 3rd button to inflate and deflate the passenger area, providing maximum comfort to the backbone and support to the thigh area.

Lower Back Zones
Press the 2nd button (rider only) to adjust the support in the lower back zone chambers, relieving pressure points in the lower back.

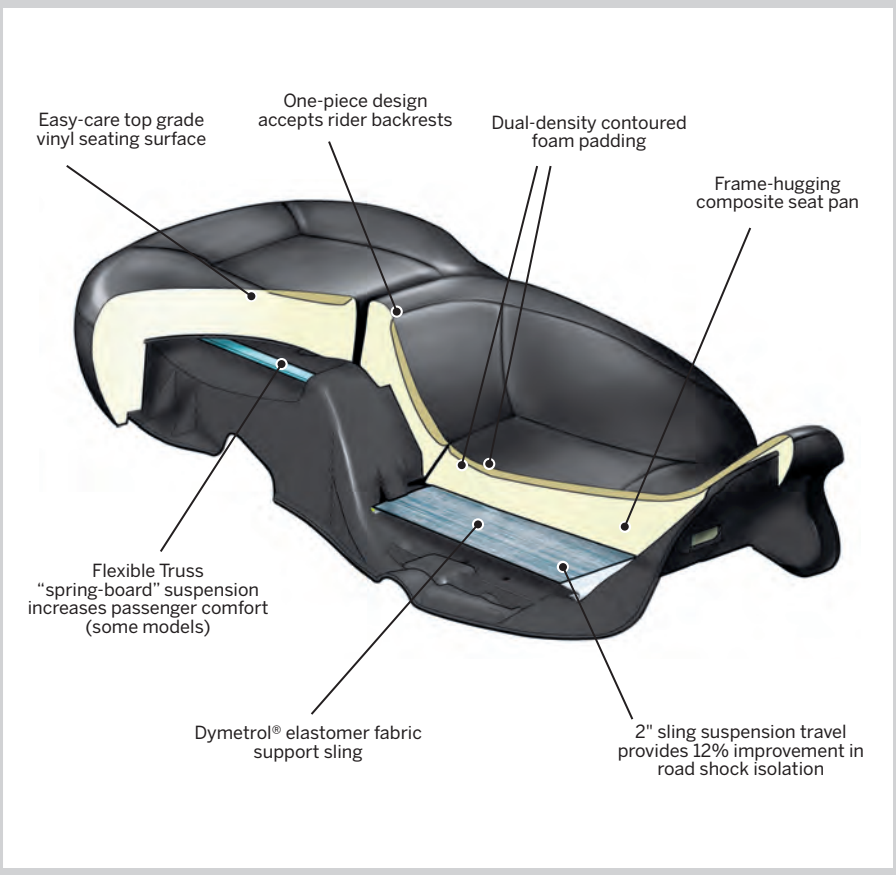
Thigh Zones
Press the 1st button to adjust pressure in the two thigh zone chambers, improving blood flow to lower extremities and adding support to thighs.

B. HARLEY® HAMMOCK TOURING SEATS

Stay in the saddle all day. These Harley® Hammock Seats feature broad seating surfaces and a shallow bucket shape to distribute the weight and reduce pressure points. Beneath the 2" of traditional dual-density foam, the rider's weight is supported by a revolutionary fabric suspension system. The sling-like suspension system is integrated into the seat and acts like a hammock, providing 2" of suspension above the seat pan. This internal system prevents bottoming out and provides a 30% improvement in comfort and endurance over the long haul by sheltering the rider from pothole and highway expansion joint impacts. The generous seat length permits freedom of movement on long rides, making this seat a perfect option for taller riders.



A.ROAD ZEPPELIN AIR ADJUSTABLE SEAT



B. HARLEY HAMMOCK RIDER AND PASSENGER TOURING SEAT



B. HARLEY HAMMOCK RIDER AND PASSENGER TOURING SEAT – '14-LATER MODELS



B. HARLEY HAMMOCK RIDER AND PASSENGER TOURING SEAT – '97-'13 MODELS

TOURING & TRIKE 197

Seating – Harley® Hammock

B. HARLEY® HAMMOCK RIDER AND PASSENGER TOURING SEAT

Protect the backside of both rider and passenger from harsh road conditions. With its revolutionary suspension systems, this Harley® Hammock Rider and Passenger Touring Seat offers increased isolation from sharp road impacts. For the rider, sling-like fabric suspension system acts like a hammock to reduce impacts and the 2" of traditional foam on top provides additional support. For the passenger, a multiple spring-board style suspension system along with 2" of traditional foam provides 15% improvement in passenger comfort. When compared to the Hammock Seat offered on select '14-later CVO™ models, this Hammock Seat reduces the bucket shape to accommodate a wide variety of rider sizes and allows fore-and-aft movement to vary the position on a long ride. Available with or without dual-zone heated rider and passenger seating areas, this seat's vinyl surface is easy to clean and maintain. Can be equipped with Rider Backrest (sold separately) on most models.

Standard Harley Hammock Seat

52000566 Without Heat.
Fits '14-later Touring (except '23-later FLHFB, FLHXSE, FLTRXSE and '24-later FLHX, FLTRX and FLTRXSTSE) and Tri Glide® models. Installation on '14-'20 Tri Glide models requires removal of grab rail. Seat width 17.0"; passenger pillion width 15.0"

52000567 Without Heat.
Fits '09-'13 Touring and Trike models. Also fits '14-later Touring models not equipped with Tour-Pak® luggage. Trike models require separate purchase of Paint Guard Kit P/N 52000013. Does not fit models equipped with Passenger Grab Rail. Installation on '12-'20 CVO™ models requires removal of fender trim strips. Seat width 17.5"; passenger pillion width 15.0".

52000072 Without Heat.
Fits '97-'07 Electra Glide® and Road Glide® models. Seat width 18.0"; passenger pillion width 15.5".

Heated Harley Hammock Seat

Heated Harley Hammock seats feature switch-activated dual-zone controls for rider and passenger.

52000564 With Heat.
Fits '14-later Touring® (except '23-later FLHFB, FLHXSE, FLTRXSE and '24-later FLHX, FLTRX and FLTRXSTSE) and Tri Glide models. '14-'16 models require separate purchase of Electrical Harness Extension P/N 69200722. '17-later models require Electrical Harness Extension P/N 69201599A. Installation on '14-'20 Tri Glide models requires removal of grab rail. Seat width 17.0"; passenger pillion width 15.0".

52000565 With Heat.
Fits '09-'13 Touring and Trike models. Also fits '14-'20 Touring models not equipped with Tour-Pak® luggage. '14-'16 models require separate purchase of Electrical Harness Extension P/N 69200722. '17-later models require Electrical Harness Extension P/N 69201599A. Trike models require separate purchase of Paint Guard Kit P/N 52000013. Does not fit models equipped with Passenger Grab Rail. Installation on '12-'20 CVO™ models requires removal of fender trim strips. Seat width 17.5"; passenger pillion width 15.0".

TOURING

198 TOURING & TRIKE

Seating – Sundowner™

SUNDOWNER™ SEATS

The Sundowner™ Seat provides the maximum in long-riding comfort. The deep-bucket design puts your body in the proper touring position and the generous padding makes it comfortable for both the rider and passenger as the miles are adding up. The dished shape provides added rider back support and the wide passenger pillion is shaped to minimize pressure points.

A. SUNDOWNER SEAT – SMOOTH

The smooth cover complements any Touring model. Seat accepts rider backrest for additional touring comfort.

52000128

Fits '14-later Touring (except '21-later FLH, '23-later FLHFB, FLHXSE, FLTRXSE, '24-later FLHX, FLTRX and FLTRXSTSE) and Tri Glide® models. Seat width 14.5"; passenger pillion width 13.0".

52093-08A

Fits '08-'13 Touring and Trike models. Also fits '14-later Touring models not equipped with Tour-Pak® luggage. Installation on '12-later CVO™ models requires removal of fender trim strips. Seat width 16.0"; passenger pillion width 14.0".

51726-05

Fits '97-'07 Road King® and FLHX models. Also fits '97-'07 Electra Glide® and Road Glide® models equipped with Fuel Tank Console P/N 71288-03A or Trim Piece P/N 52447-96. Seat width 15.0"; passenger pillion width 12.0".

51542-01B

Fits '97-'07 Electra Glide (except FLHX) and Road Glide models. Seat width 16.0"; passenger pillion width 13.5".

B. SUNDOWNER SEAT – FREEWHEELER®

This Sundowner seat is finished in rich black vinyl and is styled to complement the Freewheeler® Trike model's Original Equipment seat.

52000183

Fits '15-later FLRT models. Seat width 15.0"; passenger pillion width 11.0".

C. SUNDOWNER SEAT – ROAD KING® CLASSIC BASKETWEAVE

Decorated with a pleated leather valance and chrome Road King Classic concho, the seat stays true to Road King Classic styling. Accepts rider backrest for additional touring comfort.

51615-99C

Fits '97-'07 Road King and FLHX models. Also fits '97-'07 Electra Glide and Road Glide models equipped with Fuel Tank Console P/N 71288-03A or Trim Piece P/N 52447-96. Seat width 15.0"; passenger pillion width 12.0".

D. SUNDOWNER™ SEAT – '06-'10 STREET GLIDE® STITCHING

Decorated with tuck and roll pleating, the Sundowner™ Seat complements the '06-'10 Street Glide® styling. Accepts rider backrest for additional touring comfort.

51630-09A

Fits '08-'13 Touring (except '21-later FLH, '23-later FLHFB, FLHXSE, FLTRXSE, '24-later FLHX, FLTRX and FLTRXSTSE) and Trike models. Also fits '14-later Touring models not equipped with Tour-Pak® luggage.Installation on '12-later CVO™ models requires removal of fender trim strips. Seat width 16.0"; passenger pillion width 14.0".



A. SUNDOWNER SEAT – SMOOTH
(52000128 SHOWN)



B. SUNDOWNER SEAT – FREEWHEELER



C. SUNDOWNER SEAT – ROAD KING CLASSIC BASKETWEAVE



D. SUNDOWNER SEAT – '06-'10 STREET GLIDE STITCHING
(51630-09A SHOWN)



E. DRAG SEAT – GLOSS BLACK BASE



F. LEATHER BADLANDER SEAT



G. BADLANDER SEAT



H. LEATHER LOW-PROFILE BUCKET SEAT

TOURING & TRIKE 199

Seating – Low Profile

E. DRAG SEAT

For those who live for the moment red lights turn green, the Drag Seat is destined to keep the rider firmly planted in the bike under hard acceleration and maneuvering. The raised pillion of the Drag Seat provides increased support when you need it most. Structural ridges of foam provide increased grip without compromising comfort. The exposed light-weight aluminum seat pan provides a rigid foundation for the seat and offers better rider feedback from the vehicle under aggressive maneuvering. Seat Width: 12.33" Pillion Width: 9.74"

Fits '14-later Touring (except '21-later FLH, '23-later FLHFB, FLHXSE, FLTRXSE, '24-later FLHX, FLTRX and FLTRXSTSE) models. Does not fit Trike models. Does not fit models equipped with Passenger Grab Rails or vehicles equipped with Tour-Pak® luggage carrier.

52000461 Gloss Black Base.

52000452 Brushed Aluminum Base.

F. LEATHER BADLANDER® SEAT

The traditional Badlander® seat's low and lean style sets the stage for your minimalist custom ride. The frame-hugging rider seat and the slim tapered passenger pillion visually stretch the bike and enhance the slammed look. The seat shape stays low along its entire length and follows the lines of the bike with minimal disruption, and delivers a riding position that is lower and generally farther back than the stock seat. Ideal for both short riders needing to be closer to the ground, or for tall riders that want to bove back in the bike without sitting higher. This seat is wrapped in supple top-grain leather and finished with an embroidered Harley-Davidson script. Kit includes leather grab strap and mounting hardware.

52000257

Fits '08-later Touring (except '21-later FLH, '23-later FLHFB, FLHXSE, FLTRXSE, '24-later FLHX, FLTRX and FLTRXSTSE) models. Does not fit Trike models. Installation on '12-later CVO™ models requires removal of fender trim strips. Seat width 13.0"; passenger pillion width 6.0".

G. BADLANDER SEAT

Clean smooth covers, subtle top-stitching and a frame-hugging profile add up to a statement only Harley could create. The low design delivers a reduced seat height that is ideal for riders that want the shortest possible reach to the ground, and the long and lean shape allows tall riders to move back from the hand and foot controls without sitting higher on the bike. Kit includes grab strap and all mounting hardware. Does not accept a rider backrest.

52067-08A

Fits '08-later Touring (except '21-later FLH, '23-later FLHFB, FLHXSE, FLTRXSE, '24-later FLHX, FLTRX and FLTRXSTSE) models. Does not fit Trike models. Installation on '12-later CVO models requires removal of fender trim strips. Seat width 13.0"; passenger pillion width 6.0".

52066-97C

Fits '97-'07 Road King® (except FLHRS) and FLHX models. Also fits '97-'07 Electra Glide® and Road Glide® models equipped with Fuel Tank Console P/N 71288-03A or Trim Piece P/N 52447-96. Seat width 12.25"; passenger pillion width 4.5".

52265-01A

Fits '97-'07 Electra Glide (except FLHX) and Road Glide models. Seat width 12.5"; passenger pillion width 4.5".

H. LEATHER LOW-PROFILE BUCKET SEAT

A custom-look low and slammed seat, with a bucket contour for added support. Features embroidered logo and an opening that receives a matching Rider Backrest.

52095-08A

Fits '08-later Touring (except '21-later FLH, '23-later FLHFB, FLHXSE, FLTRXSE, '24-later FLHX, FLTRX and FLTRXSTSE) and Tri Glide® models. Installation on '12-later CVO models requires removal of fender trim strips. Seat width 15.0"; passenger pillion width 8.5".

NOTE: Some Harley-Davidson® seats are made of leather. Fine leathers or other natural materials WILL gain "character," such as wrinkles or wear, with age. This is normal. A fine, aged patina and character wrinkles are a sign of the extremely high-quality materials used to construct your seat or backrest. The appearance of scars or marks on the leather are a result of using natural leather panels and should not be thought of as an imperfection. Please use Harley-Davidson® Leather Protectant P/N 93600034 to protect your investment.

200 TOURING & TRIKE

Seating – Low Profile

LOW-PROFILE SOLO TOURING SEATS AND PILLIONS
Set your custom bagger apart with a Low-Profile Solo Seat that combines street-rod style with a surprising touch of comfort. Start with a shape that distributes your weight across a wide surface area to reduce pressure points. Then, add a tapered nose that brings the legs closer together to shorten the reach to the ground. The result is the slammed custom seat that you crave, with enough comfort and support to let you actually spend time in the saddle. Finish the look with your choice of matching passenger pillion,issy bar pad and Tour-Pak® carrier backrest pad.

A. LOW-PROFILE SOLO TOURING SEAT – SMOOTH VINYL
Wrapped in supple black vinyl, this Low-Profile Solo Seat is shaped to hug the frame and place the rider “in” the bike – not on top of it. The slight bucket shape cradles the rider, and keeps him or her from sliding rearward during acceleration.

52000249
Fits '09-later Touring models. Does not fit Trike models. Does not accept Rider Backrest. Does not fit '23-later FLHFB, FLHXSE, FLTRXSE, '24-later FLHX, FLTRX and FLTRXSTSE models. Seat width 15.0".

Shown with:
LOW-PROFILE PASSENGER PILLION – SMOOTH VINYL
Enveloped in smooth black vinyl, this Passenger Pillion is the perfect complement to the Smooth Vinyl Low-Profile Solo Seat. Easy on-and-off installation lets you change from a two-up tourer to a stripped-down cruiser in seconds. Includes matching grab strap.

52400141
Fits '09-later Touring models equipped with Solo Seat P/N 52000249. Pillion width 11.0". Does not fit Trike models. Does not fit '23-later FLHFB, FLHXSE, FLTRXSE, '24-later FLHX, FLTRX and FLTRXSTSE models.

B. LOW-PROFILE SOLO TOURING SEAT – BLACK DIAMOND
Swathed in textured black vinyl, this Low-Profile Solo Seat features a custom diamond-pleated seating surface highlighted with double-row toast-colored accent stitching. The rich materials add an elegant finish to your custom bagger.

52000248
Fits '09-later Touring models. Does not fit Trike models. Does not accept Rider Backrest. Does not fit '23-later FLHFB, FLHXSE, FLTRXSE, '24-later FLHX, FLTRX and FLTRXSTSE models. Seat width 15.0".

Shown with:
LOW-PROFILE PASSENGER PILLION – BLACK DIAMOND
Layered in a combination of smooth and textured black vinyl, this Passenger Pillion is the perfect complement to the Black Diamond Low-Profile Solo Seat. Easy on-and-off installation lets you change from a two-up tourer to a stripped-down cruiser in seconds. Includes matching grab strap.

52400140
Fits '09-later Touring models equipped with Solo Seat P/N 52000248. Pillion width 11.0". Does not fit Trike models.

C. LOW-PROFILE SOLO TOURING SEAT – MAHOGANY BROWN
Finished with a rich textured mahogany-brown vinyl and upholstered in a custom diamond-pleat pattern with complementing double-row gold stitching, this Low-Profile Solo Seat brings a non-traditional look to your Touring model.

52000057
Fits '09-later Touring models. Does not fit Trike models. Does not accept Rider Backrest. Does not fit '23-later FLHFB, FLHXSE, FLTRXSE, '24-later FLHX, FLTRX and FLTRXSTSE models. Seat width 15.0".

Shown with:
LOW-PROFILE PASSENGER PILLION – MAHOGANY BROWN
Dressed in rich textured brown vinyl and finished with elegant gold stitching, this Passenger Pillion is the perfect complement to the Mahogany Brown Solo Seat. Easy on-and-off installation lets you change from a two-up tourer to a stripped-down cruiser in seconds. Includes matching grab strap.

52400040
Fits '09-later Touring models equipped with Solo Seat P/N 52000057. Pillion width 11.0". Does not fit Trike models. Does not fit '23-later FLHFB, FLHXSE, FLTRXSE, '24-later FLHX, FLTRX and FLTRXSTSE models.




A. LOW-PROFILE SOLO TOURING SEAT – SMOOTH VINYL (SHOWN WITH LOW-PROFILE PASSENGER PILLION)



B. LOW-PROFILE SOLO TOURING SEAT – BLACK DIAMOND (SHOWN WITH LOW-PROFILE PASSENGER PILLION)




C. LOW-PROFILE SOLO TOURING SEAT – MAHOGANY BROWN (SHOWN WITH LOW-PROFILE PASSENGER PILLION)



D. PASSENGER GRAB RAIL – CHROME (52400090 SHOWN)



E. PASSENGER HANDRAIL COVERS



G. QUICK-RELEASE SEAT HARDWARE KIT – CHROME



G. QUICK-RELEASE SEAT HARDWARE KIT – GLOSS BLACK



D. PASSENGER GRAB RAIL – GLOSS BLACK (52400091 SHOWN)



F. SEAT HARDWARE KIT – SOLO SEAT TO TWO-UP SEAT



H. SEAT MOUNTING NUTS – GLOSS BLACK

TOURING & TRIKE 201

Seating – Accessories

D. PASSENGER GRAB RAIL
Add comfort and confidence for your riding companion. This easy-to-install handrail provides a convenient hand grip for your passenger and a secure tie-down point for pillion-mounted touring luggage.

Fits '14-later Touring (except '21-later FLH and '23-later Touring equipped with Original Equipment seat) and Tri Glide® models. Does not fit models equipped with Tallboy® Seats or Passenger Armrest Kit P/N 52400073 or FLHTKSE and FLTRUSE models with Original Equipment seat. Does not fit '23-later FLHFB models. Does not fit with seat P/Ns 52000756, 52000757, 52000640, 52000638, or 52000643.

52400090	Chrome.
52400091	Gloss Black.

E. PASSENGER HANDRAIL COVERS
Beef up the look of the passenger handrail with these easy-to-install chrome-plated grips. The thick diameter offers a firm and comfortable hand hold for your passenger and features jet black rubber inserts, ball-milled grooves and Bar & Shield logo for added style. Kit includes right and left grip and stain-less steel mounting hardware.

91668-05
Fits '99-'13 Touring models equipped with Passenger Grab Rails.

F. SEAT HARDWARE KIT – SOLO SEAT TO TWO-UP SEAT
Kit contains hardware required to convert Original Equipment Solo Seat fitment to a Two-Up seat.

52100065
Fits '14-later Touring models with Original Equipment solo seats. Required with purchase of a one-piece, two-up seat.

G. QUICK-RELEASE SEAT HARDWARE KIT
This Quick-Release Hardware Kit allows the rider to remove one-piece Harley-Davidson® seats quickly and easily. The knurled knob is easy to install or remove without tools, and the nylon washer keeps the finger tightened knob in place and rattle free. A raised-logo Harley-Davidson® emblem finishes the look. SAE 1/4"-20 thread.

Fits '97-later XG, XL, Dyna®, Softail® (except '12-'17 FLS models equipped with Original Equipment seat), Touring and Trike models equipped with SAE 1/4"-20 seat mount hardware. Does not fit seats equipped with spring-loaded rear seat bracket.

51676-97A	Chrome.
10500093	Gloss Black.

H. SEAT MOUNTING NUTS – GLOSS BLACK
When blacking-out your bike, don't miss the details. These gloss black Seat Mounting Nuts take the hassle out of removing your two-piece seat and complete the blacked out look. These rich black caps dress up the seat mounting tab and the knurled knob makes fastening and unfastening the seat easy work. No tools required. Sold in pairs.

10400049
Fits all Softail and Touring models with Original Equipment or Genuine Motor Accessory 2-piece seat and knurled seat mounting nuts.

202 TOURING & TRIKE

Seating – Rider Backrests

A. ADJUSTABLE RIDER BACKRESTS

Add support for the long haul. With one quick pull from the integrated gas spring, you can instantly adjust the riding position through a 30-degree range. The backrest pad features a sleek shape that provides full lower back support without pushing the rider forward and a slim profile that offers the passenger a few more inches of space. The backrest features a pull knob-activated, five-position, 1.5" height adjustment. The backrest can be easily removed and folds down to allow easier passenger mounting.

Fits '97-later Touring and Trike models equipped with many one-piece slotted seats. This rider backrest may not look appropriate on select Original Equipment, CVO™ seats and accessory seats that are styled with a low-profile look. Installation requires separate purchase of model-specific Adjustable Rider Backrest Mounting Kit.


1. 52423-09A	Comfort Stitch Style.
2. 52591-09A	Road King® Classic Style.
3. 52546-09A	'06-'10 Street Glide® Style.
4. 52501-09A	Smooth Style.
5. 52300731	'24 Contrast Stitch.

Shown with:
ADJUSTABLE RIDER BACKREST MOUNTING KIT
Kit includes mounting bracket, adjustment handle and all required installation hardware.


52596-09A
Required to install Adjustable Rider Backrest on '09-later Touring (except '21-later FLH, '23-later FLHFB, '24 FLHXSE, FLTRXSE and FLTRXSTSE) models. Does not fit Trike models.

54099-10
Required to install Adjustable Rider Backrest on '09-later Tri Glide® models. Also fits '15-later Freewheeler® models equipped with Sundowner™ Seat P/N 52000183.


52593-09A
Required to install Adjustable Rider Backrest on '97-'08 Touring models.



A. ADJUSTABLE RIDER BACKREST KITS



A. ADJUSTABLE RIDER BACKRESTS (SHOWN WITH MOUNTING KIT)



B. RIDER BACKREST



B. RIDER BACKRESTS (SHOWN WITH MOUNTING KIT)



C. RIDER BACKREST ORGANIZER

TOURING & TRIKE 203

Seating — Rider Backrests

B. RIDER BACKRESTS

Add back support for long-haul riding comfort. Contoured backrest pad is shaped to provide full lower back support without pushing the rider forward and the slim profile offers the passenger a few more inches of room. An adjustable support bracket with four mounting locations accommodates different seats and riding positions. The backrest pad angle can be adjusted for maximum comfort.

Fits '88-later Touring and Trike models equipped with one-piece slotted seat. Installation requires separate purchase of model-specific Rider Backrest Mounting Kit.

1. 52300732	'24 Contrast Stitch.
2. 52572-09A	Comfort Stitch Style.
3. 52583-09A	Road King® Classic Style.
4. 51631-09A	'06-'10 Street Glide® Style.
5. 52900-09A	Smooth Leather Style.
6. 52914-09A	Smooth Vinyl Style.

Shown with:
RIDER BACKREST MOUNTING KIT
Kit includes mounting bracket and all required installation hardware.

52589-09B
Required to install rider backrest on '09-later Touring models. Does not fit '21-later FLH or Trike models. Does not fit '23-later FLHFB, FLHXSE and FLTRXSE models.

52300642
Required to install rider backrest on '09-later Trike models.

52587-09
Required to install rider backrest on '88-'08 Touring models.

C. RIDER BACKREST ORGANIZER

Keep your passenger's essentials close at hand. Convenient storage system is form-fitted to the rider backrest, and provides easy access to a variety of on-road necessities. The two zippered pockets and mesh pouch offer plenty of room for a water bottle, cell phone, keys, registration papers, sunscreen and lip balm, and one zippered pocket features a headphone port for easy connection to a personal music device. The Organizer features side laces for secure installation, and a smooth vinyl face with no raised seams for rider comfort.

93300098
Fits '09-later models equipped with H-D® Rider Backrest.

204 TOURING & TRIKE

Seating Accessories


A. ROAD ZEPPELIN® SEAT PAD

Experience ultimate comfort. Designed to ensure hours of comfort in the saddle, Road Zeppelin® Seat Pads are equipped with a unique air bladder system that allows your weight to be supported evenly across the entire seating surface. Whether you have a low-profile seat or a larger, more comfortable seat, you will feel the benefits. This air bladder system is designed to reduce pressure points, provide shock absorption and reduce vibration. Unlike other mouth-inflated seat pads, the Road Zeppelin Pad features an easy-to-reach integrated hand pump and metered air release valve that permits quick and controllable adjustment. You can easily adjust the comfort and support while seated on the pad. The UV-stable and snag-resistant mesh cover allows air to circulate beneath the rider's body, reducing the temperature trapped between the rider and seat. Shaped to conform to most Harley-Davidson® seats, the pads feature adjustable mounting straps and a non-skid surface to keep them in place. The hand-washable seat pad can be deflated and rolled for compact storage.

52000327 Rider.
Fits rider position on all models equipped with Original Equipment or accessory seats. Also fits passenger position on Touring models with large pillion area. Pad width – 14.0".



A. ROAD ZEPPELIN SEAT PAD



B. CIRCULATOR SEAT PADS (ROAD KING SHOWN)



B. CIRCULATOR BACKREST PAD



C. RAIN COVER – SEAT WITH RIDER BACKREST



D. FLHT/FLTR TRIM PIECE

TOURING & TRIKE 205

Seating Accessories

B. CIRCULATOR SEAT AND BACKREST PADS

Keep comfortable on your next long ride. These breathable Circulator Seat and Backrest Pads feature 3D construction that promotes air movement and reduces heat buildup where the rider's body touches the seat or backrest. Designed to keep the rider cool by reducing the perspiration buildup between you and the seating surface, the Circulator Pad can be installed and removed in seconds for easy cleaning. The low-profile design minimizes seat-height change compared to inflatable pads, while enhancing comfort with its shock-absorbing construction. Manufactured of UV-stable materials, these seat and backrest pads resist fading when exposed to the sun. Elastic under-seat strap and non-slip base provide secure installation and the available Circulator Passenger Pillion Pad attaches to the rider pad with hook-and-loop tabs.

51076-10 Large Seat Pad.
Fits Softail®, Touring and Trike models with Original Equipment and accessory seats. Will not fit Bobber or Road Zeppelin® seats. 16.0" wide.

C. RAIN COVERS*

Featuring a handy storage sack, this black nylon, water-resistant, Cordura® cover packs easily and shelters your seat from the storm.


51638-97 Solo Seat.
Fits H-D® solo seats (except XR and FLSTS).

52952-97 Seat with Rider Backrest.
Fits H-D Touring and Trike seats. Fits with accessory rider backrest.

D. FLHT/FLTR TRIM PIECE

This top-stitched trim piece opens a new world to the Standard Electra Glide® and Road Glide® model owners, allowing fitment of Road King® seats.

52447-96 Fits '94-'07 FLHT and FLTR models.

 ***WARNING:** Do not use while riding; could result in death or serious injury.

206 TOURING & TRIKE

Backrests & Racks

A. QUICK-RELEASE SISSY BAR UPRIGHT – FREEWHEELER® MODELS

Add passenger comfort and support to your Freewheeler® Trike model. Designed to blend with the curved lines of the trunk lid, the one piece upright slips into the docking ports and can be removed in seconds with a simple push of the release buttons. When the sissy bar is removed, you can pop in the included decorative caps for a clean custom look. The standard height upright accepts most mid-sized or oversized touring model passenger backrest pads (sold separately) and is the perfect finishing element for your long-distance touring machine. Available in your choice of mirror chrome or gloss black finish.

Fits '15-later FLRT models.	
52300324A	Chrome.
52300415	Gloss Black.

B. AIR WING LUGGAGE RACK – FREEWHEELER MODELS*

The low-profile aerodynamic styling of the Air Wing Luggage Rack draws your eye with its sleek lines and the engraved Harley-Davidson script adds a signature touch. This full-sized rack protects the trunk lid from scratches. The die-cast wing and lightweight steel tubing are hand-polished before finishing for long-lasting beauty. Kit includes all necessary mounting hardware.

50300097	Chrome.
Fits '15-later FLRT models.	
50300295	Gloss Black.
Fits '15-later FLRT and '23-later FLTRT models.	

C. DETACHABLE CONVERSION HARDWARE – GLOSS BLACK

The ideal choice for maximum versatility, this complete kit contains the docking hardware necessary to install all HoldFast detachable accessory options. Even if you only install a passenger backrest today, this kit allows you to add additional accessories in the future. Includes docking points to allow installation of H-D® Detachables™ Sissy Bar and Solo Luggage Rack.

54000337
Fits '24-later FLTRXSTSE models.



A. QUICK-RELEASE SISSY BAR UPRIGHT – FREEWHEELER MODELS CHROME



A. QUICK-RELEASE SISSY BAR UPRIGHT – FREEWHEELER MODELS GLOSS BLACK




B. AIR WING LUGGAGE RACK – FREEWHEELER MODELS – BLACK



B. AIR WING LUGGAGE RACK – FREEWHEELER MODELS



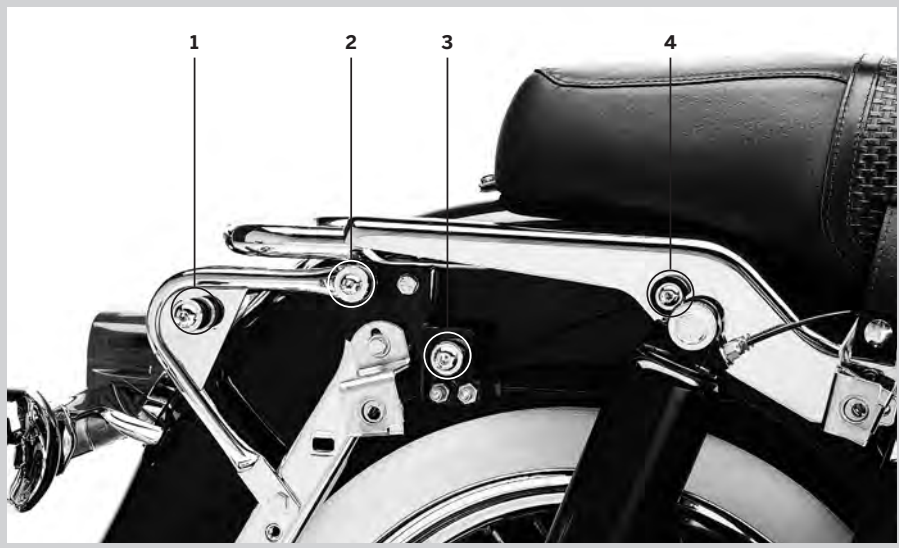
C. DETACHABLE CONVERSION HARDWARE – GLOSS BLACK



D. 4-POINT DOCKING HARDWARE KIT – CHROME '14-LATER MODELS



D. 4-POINT DOCKING HARDWARE KIT – GLOSS BLACK '14-LATER MODELS



E. H-D DETACHABLES DOCKING HARDWARE KIT – '97-'08 TOURING MODELS



F. LOCKING H-D DETACHABLES LATCH KIT



G. H-D DETACHABLES LATCH KIT – CHROME

TOURING & TRIKE 207

Backrests & Racks

D. 4-POINT DOCKING HARDWARE KIT

The ideal choice for maximum versatility, this complete kit contains the docking hardware necessary to install all H-D® Detachables™ accessory options. Even if you only install a passenger backrest today, this kit allows you to add accessories as your touring demands change. Provides docking points to allow installation of H-D Detachables Sissy Bar, Solo Luggage Rack, Two-Up Luggage Rack, Solo Tour-Pak® Luggage Rack or Two-Up Tour-Pak Rack.

Fits '14-later Touring models (except models equipped with rigid-mount Tour-Pak luggage). FLTRXSTSE requires separate purchase of hardware kit 54000337.

52300353	Chrome.
52300354	Gloss Black.

Fits '09-'13 FLHR, FLHRC, FLHT, FLHX, FLHXSE, FLTR, FLTRX and FLTRXSE, '13 FLHRSE and '09 FLTRSE models. For use with H-D Detachables Sissy Bars, Solo Luggage Racks, 2-Up Luggage Racks, Solo Tour-Pak Rack and 2-Up Tour-Pak Rack. FLHRC models require separate purchase of Saddlebag Hinge Stop P/N 90580-09.

54205-09A	Chrome.
54246-09A	Gloss Black.

E. H-D® DETACHABLES™ DOCKING HARDWARE KITS – '97-'08 TOURING MODELS

For Sissy Bar, Solo Luggage Rack or Solo Tour-Pak®

Kit contains the docking hardware necessary to install H-D® Detachables™ accessories on your Road King®, Road Glide®, Street Glide® or Electra Glide® Standard model. Provides docking points to allow installation of detachable Passenger Backrest, Solo Luggage Rack or Solo Tour-Pak® Rack.

53803-06
Fits '97-'08 Touring models (except FLHTCUI and '07-'08 FLHRSE).

For Two-Up Tour-Pak or Two-Up Luggage Rack

Kit contains the docking hardware necessary to install H-D Detachables accessories on your Road King, Road Glide, Street Glide or Electra Glide Standard model. Provides docking points to allow installation of detachable Two-Up Luggage Rack or Two-Up Tour-Pak carrier.

53804-06
Fits '97-'08 Touring models (except FLHTCUI and '07-'08 FLHRSE).

Docking Hardware Fitment Matrix – '97-'08 Models		
Touring Detachable	Docking Kit	Diagram
Sissy Bar Upright P/N 52933-97C, 52805-97B, 52935-04A or 52723-06A	53803-06	3 & 4
Two-Up Luggage Rack P/N 53743-97	53804-06	1 & 2
Two-Up Tour-Pak Rack P/N 53276-04A	53804-06	1 & 2
Solo Luggage Rack P/N 53048-06	53803-06	3 & 4

F. LOCKING H-D DETACHABLES LATCH KIT

This unique lock replaces the camlock on your H-D Detachables accessories, providing additional security and peace of mind when parking your vehicle. The kit includes two extended-reach barrel-style keys for easy access to the lock. Key registration and replacement service is available.

Fits all models equipped with detachable Sideplates, Racks and Tour-Pak Luggage Carriers (except '18-later Softail® models with HoldFast™ racks and uprights or '09-later Touring models equipped with detachable Solo Tour-Pak Rack).

92800008	Black.
----------	--------

G H-D DETACHABLES LATCH KIT – CHROME

Decorative chrome latches are the perfect way to enhance the appearance of your detachable accessories. Meticulously polished and chrome-plated, these easy-to-install rotary latches are a direct replacement for the Original Equipment satin black parts and are a simple way to add a finishing touch to your ride. Latches feature an easy-to-pull finger release to simplify access in hard-to-reach areas.

12600036
Fits all models equipped with detachable Sideplates, One-Piece Sissy Bar Uprights, Racks, and Tour-Pak Luggage Mounting Racks (except '18-later Softail models with HoldFast racks and uprights).



***WARNING:** Do not use this rack as a seat. Do not exceed the fender rack weight capacity. Using as seat or exceeding this capacity could cause handling problems, which could result in loss of control and death or serious injury.

208 TOURING & TRIKE

Backrests & Racks


A. H-D® DETACHABLES™ SISSY BAR UPRIGHT
A sissy bar and passenger backrest pad is the starting point for building a complete touring machine. The backrest provides long-range comfort and support and adds a feeling of confidence and control for the passenger. Available in your choice of height, these H-D® Detachables™ One-Piece Uprights can be installed or removed in seconds to add versatility to your ride. A wide variety of Backrest Pads are available for separate purchase.

Fits '09-later Touring models equipped with required Docking Hardware Kits. '09-later Touring models equipped with rigid-mount Tour-Pak® luggage require purchase of appropriate H-D Detachables Tour-Pak Conversion Kit.

52610-09A	Short – Chrome.
54248-09A	Short – Gloss Black.
52627-09A	Standard-Height – Chrome.
54247-09A	Standard-Height – Gloss Black.

Fits '97-'08 Road King®, FLHT, FLHX and FLTR models equipped with required Docking Kits. Fits '06-'08 FLHTC models equipped with H-D Detachables Tour-Pak Rack Mounting Kit P/N 53303-07A and Docking Hardware Kit P/N 53803-06.

52933-97C	Standard-Height – Chrome.
52723-06A	Tall – Chrome.




A. H-D DETACHABLES SISSY BAR UPRIGHT – '09-LATER TOURING MODELS



A. SHORT H-D DETACHABLES SISSY BAR UPRIGHT – GLOSS BLACK



A. STANDARD-HEIGHT H-D DETACHABLES SISSY BAR UPRIGHT – CHROME



A. H-D DETACHABLES SISSY BAR UPRIGHT – '09-LATER MODELS



A. H-D DETACHABLES SISSY BAR UPRIGHT – '97-'08 MODELS

TOURING & TRIKE 209

Backrests & Racks

B. PREMIUM H-D® DETACHABLES™ BACKREST WITH ADJUSTABLE RECLINE
Enhance your passenger's ride with an adjustable passenger backrest. This adjustable backrest allows the passenger to change the recline angle for maximum comfort. Simply turn the glove-friendly locking knobs and adjust the upright to one of three different recline settings. The 3 position settings provide 16 degrees of adjustment, with the mid position that matches a standard backrest recline. The exclusive cam lock H-D® Detachables™ design lets you add or remove the passenger backrest assembly in seconds. Available in chrome and gloss black finishes.

Fits '09-later Touring models equipped with required Docking Hardware Kits (except models equipped with Stealth Detach Luggage Rack and '24-later FLTRXSTSE models). '09-later Touring models equipped with rigid-mount Tour-Pak® luggage require purchase of appropriate H-D Detachables Tour-Pak Conversion Kit.

52300257	Standard-Height – Chrome.
-----------------	---------------------------



B. PREMIUM H-D DETACHABLES BACKREST WITH ADJUSTABLE RECLINE



B. PREMIUM H-D DETACHABLES BACKREST WITH ADJUSTABLE RECLINE



B. PREMIUM H-D DETACHABLES BACKREST WITH ADJUSTABLE RECLINE – CHROME

210 TOURING & TRIKE

Backrests & Racks

A. PASSENGER BACKREST PAD – COMPACT
Sized to complement low-profile custom seats, this Compact Passenger Backrest Pad combines practical passenger support with custom compact style. Pads include mounting bracket and hardware required for attachment to sissy bar upright.

Fits '18-later Softail® models equipped with Short or Standard Height HoldFast™ Sissy Bar Uprights. Also fits Touring models equipped with Short H-D® Detachables™ Passenger Sissy Bar Upright P/N 52935-04A, 52610-09A or 54248-09A. Will not fit seats with tall passenger pillion pads. Pad height 3.75"; width 6.5".

52300559A	Smooth Black Vinyl.
52300558A	Fat Bob Styling.
52300556A	Fat Boy Styling.


B. PASSENGER BACKREST PAD – MID-SIZED
Sized to fit both Low and Standard-Height HoldFast Sissy Bar Uprights, these Mid-Sized Backrest Pads feature a gentle curved shape that cradles the spine and provides hours of passenger comfort. Pad height 7.0"; width 6.5".

Fits '18-later Softail models equipped with Standard Height HoldFast Sissy Bar Uprights. Also fits Touring models equipped with Standard-Height H-D Detachables Passenger Sissy Bar Uprights P/N 52300324, 52627-09A, 54247-09A, 52933-97C or 52805-97B, Tall H-D Detachables Passenger Sissy Bar Upright P/N 52723-06A, Premium H-D Detachables Sissy Bar Upright 52300257 or 52300258.

52300733	'24 Contrast Stitch.
52300560	Smooth Black Vinyl.
52300557	Low Rider Styling.

C. COMPACT PASSENGER BACKREST PAD
Sized to complement low-profile custom seats, this Compact Leather Backrest Pad combines practical passenger support with custom compact style. The leather cover with smooth insert complements both synthetic and leather seating surfaces.

52408-07A
Fits Short H-D Detachables Passenger Sissy Bar Upright P/N 52935-04A. Also fits H-D Detachables Passenger Sissy Bar Upright P/N 52610-09A or 54248-09A with purchase of Billet Backrest Pad Mount P/N 53086-04 or Styled Backrest Pad Mount P/N 52825-05. Also fits '18-later Softail models equipped with Short or Standard Height HoldFast™ Sissy Bar Uprights. Will not fit seats with tall passenger pillion pads. Pad height 6.5"; width 10.5".




A. PASSENGER BACKREST PAD – COMPACT (52300559A SHOWN)



A. PASSENGER BACKREST PAD – COMPACT (52300558A SHOWN)



A. PASSENGER BACKREST PAD – COMPACT (52300556A SHOWN)



B. PASSENGER BACKREST PAD – MID SIZED (52300733 SHOWN)




B. PASSENGER BACKREST PAD – MID-SIZED (52300560 SHOWN)




B. PASSENGER BACKREST PAD – MID SIZED (52300557 SHOWN)




C. COMPACT PASSENGER BACKREST PAD



D. SHORT PASSENGER BACKREST PAD – SMOOTH LOOK



E. SHORT PASSENGER BACKREST PAD – '24 CVO STYLE



F. SHORT PASSENGER BACKREST PAD – CVO STREET GLIDE CUSTOM STYLING



G. STYLED BACKREST PAD MOUNT

TOURING & TRIKE 211

Backrests & Racks

D. SHORT PASSENGER BACKREST PAD – SMOOTH LOOK
Smooth top-stitched pad complements most seating surfaces.
51579-05A
Fits Short H-D® Detachables™ Passenger Sissy Bar Upright P/N 52935-04A, 52610-09A or 54248-09A. Also fits '18-later Softail® models equipped with Short or Standard Height HoldFast™ Sissy Bar Uprights. Will not fit seats with tall passenger pillion pads. Pad height 6.5"; width 10.5".

E. SHORT PASSENGER BACKREST PAD – '24 CVO STYLE
The slim profile allows additional passenger room, and the low overall height continues the long and lean profile of your custom Touring bike. Features an embossed CVO logo and luxurious Alcantara side panels. Pad height 6.75" (approximate), width 10.875".
52300740
Fits Short H-D Detachables Passenger Sissy Bar Upright P/N 52935-04A, 52610-09A or 54248-09A. Also fits '18-later Softail models equipped with Short or Standard Height HoldFast Sissy Bar Uprights. Does not fit '21-later FLH or seats with tall passenger pillion pads. Pad height 6.5"; width 10.5". Does not fit '23-later FLHFB models.

F. SHORT PASSENGER BACKREST PAD – CVO™ STREET GLIDE® CUSTOM STYLING
Matches '15 CVO Street Glide® Original Equipment seat.
52300361
Fits Short H-D Detachables Passenger Sissy Bar Upright P/N 52935-04A, 52610-09A or 54248-09A. Will not fit seats with tall passenger pillion pads. Also fits '18-later Softail models equipped with Short or Standard Height HoldFast Sissy Bar Uprights. Pad height 6.5"; width 10.5".

G. STYLED BACKREST PAD MOUNT
This custom Backrest Mounting Plate replaces the stamped metal mount for a distinctive look. The mirror-finished bracket, chrome-plated mounting hardware and Vivid Black insert contrasts with a leather or vinyl backrest pad to dress your Touring bike in style.
52825-05
Fits Touring models equipped with H-D Detachables Sissy Bar Upright P/N 52805-97B, 52935-04A, 52933-97C, 52723-06A, 52610-09A, 52627-09A, 52300257 or 52300258. Also fits '18-later Softail models equipped with HoldFast Sissy Bar Uprights (except if equipped with Compact Size Pad).

212 TOURING & TRIKE

Backrests & Racks

PASSENGER BACKREST PADS – MID-SIZED

Sized to fit Standard-Height and Tall Touring Sissy Bar Uprights. Available to match a wide variety of seat stitch designs, these Mid-Sized Backrest Pads feature a gentle curved shape that cradles the spine and provides hours of passenger comfort.

Fits Standard-Height H-D® Detachables™ Passenger Sissy Bar Uprights P/N 52300324, 52627-09A, 54247-09A, 52933-97C or 52805-97B, Tall H-D Detachables Passenger Sissy Bar Upright P/N 52723-06A, Premium H-D Detachables Sissy Bar Upright 52300257 or 52300258. Also fits '18-later Softail™ models equipped with Short or Standard Height HoldFast™ Sissy Bar Uprights. Pad height 8.0"; width 12.0".

A. MID-SIZED PASSENGER BACKREST PAD – SMOOTH TOP-STITCHED

Styled to match 2024 CVO® Seats.

52300734

B. MID-SIZED PASSENGER BACKREST PAD – LEATHER

Styled to match Leather Low-Profile Bucket Seat P/N 52918-98A.

52920-98B

C. MID-SIZED PASSENGER BACKREST PAD – TOP-STITCHED

Smooth top-stitched pad complements most seating surfaces.

52924-98B

D. MID-SIZED PASSENGER BACKREST PAD – COMFORT STITCH

Styled to match Comfort Stitch Seats and Rider Backrests.

51727-05A

E. MID-SIZED PASSENGER BACKREST PAD – '06-'10 STREET GLIDE® STITCHING

Styled to match the '06-'10 Street Glide® model.

51633-06A

PASSENGER BACKREST PADS – OVERSIZED

Sized to fit Standard-Height and Tall Touring Sissy Bar Uprights. Available to match a wide variety of seat stitch designs, these Oversized Backrest Pads feature a large surface area and a generous curved shape that surrounds the passenger’s lower back and provides added support for hours in the saddle.

Fits Standard-Height H-D Detachables Passenger Sissy Bar Uprights P/N 52300324, 52627-09A, 54247-09A, 52933-97C or 52805-97B, Tall H-D Detachables Passenger Sissy Bar Upright P/N 52723-06A, Premium H-D Detachables Sissy Bar Upright 52300257 or 52300258. Also fits '18-later Softail models equipped with Short or Standard Height HoldFast Sissy Bar Uprights. Pad height 9.5"; width 13.5".

F. OVERSIZED PASSENGER BACKREST PAD – SMOOTH

Smooth top-stitched pad complements most seating surfaces.

52886-98D

G. OVERSIZED PASSENGER BACKREST PAD – STUDDED

Styled to match studded Original Equipment Road King® and Road King Touring Seat P/N 51617-99C.

52709-97C



A. MID-SIZED PASSENGER BACKREST PAD – SMOOTH TOP-STITCHED



B. MID-SIZED PASSENGER BACKREST PAD – LEATHER



C. MID-SIZED PASSENGER BACKREST PAD – TOP-STITCHED



D. MID-SIZED PASSENGER BACKREST PAD – COMFORT STITCH



E. MID-SIZED PASSENGER BACKREST PAD – STREET GLIDE STITCHING



F. OVERSIZED PASSENGER BACKREST PAD – SMOOTH



G. OVERSIZED PASSENGER BACKREST PAD – STUDDED




H. ADJUSTABLE TWO-UP LUGGAGE RACK – FINGERTIP CONTROL



H. ADJUSTABLE TWO-UP LUGGAGE RACK – CHROME (CLOSED)



H. ADJUSTABLE TWO-UP LUGGAGE RACK – CHROME (OPEN)



H. ADJUSTABLE TWO-UP LUGGAGE RACK – GLOSS BLACK (OPEN)"



I. LED LIGHT KIT

TOURING & TRIKE 213

Backrests & Racks

H. ADJUSTABLE TWO-UP LUGGAGE RACK*

Expand your options at the push of a button. This stylish rack offers style, function and practicality in one. The Adjustable Two-Up Luggage Rack features telescoping side extensions that allow the rider to customize the rack’s width in seconds. To accommodate a wide soft bag or duffle, just press the buttons, slide out the side extensions and increase the usable surface area by 50%. When an oversize rack is not required, just slide in the extensions for a clean look. The beefy rack accommodates a load capacity up to 30 pounds and the side rails feature convenient mounting points that easily accept bag tie-down straps and bungee cords. The H-D® Detachables™ rack can be completely removed from the bike in seconds and is designed to accept the internally wired LED Light Kit P/N 68065-10 or 68219-10 (sold separately) for added visibility from the rear. Rack Dimensions: 12.0" D x 12.75" W (Unexpanded); 12.0" D x 18.75" W (Expanded).

Fits '09-later Touring models equipped with 4-Point Docking Hardware Kits (except '09-later CVO™ models with rigid-mount Tour-Pak® luggage). Models equipped with Original Equipment rigid-mount Tour-Pak require purchase of appropriate H-D Detachables Tour-Pak Rack Kit. FLHX, FLHXS, FLHXST, FLTR, FLTRX and FLTRXST models require separate purchase of Antenna Relocation Kit or Hidden Antenna Kit. Some FLHRC EU registration plates may interfere with rack.

50300044B	Chrome.
50300076B	Gloss Black.

I. LED LIGHT KIT**

Fast-acting LED Light Kit operates as a supplemental rear running light and brake light. The high, center-mount position places the light in the line-of-sight of following vehicles and the bright, fast-acting red LED lamps get you noticed. Wiring is concealed inside the rack for a clean, custom installation. Available with red or smoked lens.

Fits '14-later Touring (except CVO™ models and '24-later FLHX and FLTRX) models equipped with Air Wing H-D Detachables Luggage Rack P/N 54283-09A and 50300008A and Adjustable Two-Up Luggage Rack P/N 50300044B or 50300076B. Does not fit CVO models.

68000111	Red Lens.
68000116	Smoked Lens.

Also available:
LED LIGHT KIT WIRING HARNESS

Required for installation of optional LED Light Kit on Luggage Racks and Passenger Backrests.

69200772
Fits '14-later Touring (except '23-later FLHXSE, FLTRXSE, '24-later FLHX, FLTRX and FLTRXSTSE) and Trike models equipped with Adjustable Luggage Rack P/N 50300044B or 50300076B, Air Wing Racks P/N 54283-09A, 50300008A, 79179-08 or 53000062 and Air Wing Passenger Backrests P/N 52300146 or 52300147.

***WARNING:** Do not use this rack as a seat. Do not exceed the fender rack weight capacity. Using as seat or exceeding this capacity could cause handling problems, which could result in loss of control and death or serious injury.

****WARNING:** Disconnecting your DOT-required tail, brake and turn signal lighting could reduce your visibility to others and result in death or serious injury.

214 TOURING & TRIKE

Backrests & Racks

A. AIR WING H-D® DETACHABLES™ TWO-UP LUGGAGE RACK*
The low-profile aerodynamic styling defines the look of this Luggage Rack. Designed to work with or without H-D® Detachables™ Passenger Backrests, this rack can be installed or removed from the Docking Hardware in seconds, creating a truly versatile ride. Available in mirror chrome or rich gloss black finish, the rack draws your eye with its sleek lines and the engraved Harley-Davidson script adds a signature touch. The die-cast wing and lightweight steel tubing are hand-polished before finishing for long-lasting beauty. For added visibility, the rack is designed to incorporate the internal wiring of the Air Wing Rack Light Kit (sold separately) for a clean look.

Fits '09-later Touring models equipped with 4-point Docking Hardware Kits. '09-later Touring models equipped with rigid-mount Tour-Pak® luggage require purchase of appropriate H-D Detachables Tour-Pak Conversion Kit. FLHX, FLHXS, FLHXST, FLTR, FLTRX and FLTRXST models require separate purchase of Antenna Relocation Kit or Hidden Antenna Kit. Some FLHRC EU registration plates may interfere with rack.

54283-09A	Chrome.
50300008A	Gloss Black.

B. LED LIGHT KIT**
Fast-acting LED Light Kit operates as a supplemental rear running light and brake light. The high, center-mount position places the light in the line-of-sight of following vehicles and the bright, fast-acting red LED lamps get you noticed. Wiring is concealed inside the rack for a clean, custom installation. Available with red or smoked lens.

Fits '14-later Touring models equipped with Air Wing H-D Detachables Luggage Rack P/N 54283-09A and 50300008A and Adjustable Two-Up Luggage Rack P/N 50300044B or 50300076B. Does not fit CVO™ models.

68000111	Red Lens.
68000116	Smoked Lens.

Also available:
LED LIGHT KIT WIRING HARNESS
Required for installation of optional LED Light Kit on Luggage Racks and Passenger Backrests.

69200772
Fits '14-later Touring and Trike models equipped with Adjustable Luggage Rack P/N 50300044B or 50300076B, Air Wing Racks P/N 54283-09A, 50300008A, 79179-08 or 53000062 and Air Wing Passenger Backrests P/N 52300146 or 52300147.



A. AIR WING H-D DETACHABLES TWO-UP LUGGAGE RACK – CHROME



A. AIR WING H-D DETACHABLES TWO-UP LUGGAGE RACK – GLOSS BLACK



C. KING H-D DETACHABLES TWO-UP LUGGAGE RACK – CHROME




C. KING H-D DETACHABLES TWO-UP LUGGAGE RACK – GLOSS BLACK



D. STEALTH H-D DETACHABLES LUGGAGE RACK – CHROME



D. STEALTH H-D DETACHABLES LUGGAGE RACK – GLOSS BLACK



A. AIR WING LUGGAGE RACK (SHOWN WITH LED LIGHT KIT)



B. LED LIGHT KIT



E. H-D DETACHABLES SOLO LUGGAGE RACK - CHROME

TOURING & TRIKE 215

Backrests & Racks

C. KING H-D® DETACHABLES™ TWO-UP LUGGAGE RACK*
This stylish oversized King Two-Up Luggage Rack adds extra capacity for your cross-town or cross-country ride. The classic harp-shaped rack is constructed of large diameter steel rod, welded and perfectly polished for an elegant look. This rack is first in class with an increased load capacity up to 30 pounds. The large rack with side extensions offers a versatile flat load surface and the slotted side plates provide options for securing soft or rigid carrying bags. Designed to work with or without a H-D® Detachables™ Passenger Backrest, the rack can be installed or removed from the bike in seconds.

Fits '09-later Touring models equipped with 4-point Docking Hardware Kits. '09-later Touring models equipped with rigid-mount Tour-Pak® luggage require purchase of appropriate H-D Detachables Tour-Pak Conversion Kit. FLHX, FLHXS, FLTR and FLTRX models require separate purchase of Antenna Relocation Kit or Hidden Antenna Kit. Some FLHRC EU registration plates may interfere with rack.

50300054A	Chrome.
50300058A	Gloss Black.

D. STEALTH H-D DETACHABLES TWO-UP LUGGAGE RACK*
Style and practicality in one. This classic four-bar H-D Detachables Luggage Rack flows with the long and lean lines of today's custom rides. The rails and curving support blend together for an integrated floating look and the "stealth" hidden hardware adds to the clean design.

Fits '09-later Touring models equipped with 4-point Docking Hardware Kits (except '09-later Touring models equipped with Premium H-D Detachables Backrest with Adjustable Recline P/N 523000257 and 523000258). '09-later Touring models equipped with rigid-mount Tour-Pak luggage require purchase of appropriate H-D Detachables Tour-Pak Conversion Kit. FLHX, FLHXS, FLTR and FLTRX models require separate purchase of Antenna Relocation Kit or Hidden Antenna Kit. Some FLHRC EU registration plates may interfere with rack.

53472-09A	Chrome.
53566-09A	Gloss Black.

E. H-D DETACHABLES SOLO LUGGAGE RACK*
Add touring capabilities to your solo seat-equipped model in less than 60 seconds. This H-D Detachables Solo Rack fits over the fender when the passenger pillion is removed. The rack features sweeping curved rails and the chrome finish adds a stylish flair. Easily interchangeable with H-D Detachables Passenger Sissy Bar Upright.

54213-09A
Fits '09-later FLHR, FLHRC, FLHRXS, FLHT, FLHX, FLHXS, FLHXSE, FLTR, FLTRX, FLTRXSE, '13 FLHRSE and '09 FLTRSE models equipped with a solo seat. Requires separate purchase of a 2-Point or 4-Point Docking Hardware Kit.

***WARNING:** Do not use this rack as a seat. Do not exceed the fender rack weight capacity. Using as seat or exceeding this capacity could cause handling problems, which could result in loss of control and death or serious injury.

****WARNING:** Disconnecting your DOT-required tail, brake and turn signal lighting could reduce your visibility to others and result in death or serious injury.

***WARNING:** Do not use this rack as a seat. Do not exceed the fender rack weight capacity. Using as seat or exceeding this capacity could cause handling problems, which could result in loss of control and death or serious injury.

216 TOURING & TRIKE

Tour-Pak® Luggage Accessories

KING TOUR-PAK® LUGGAGE BACKREST PADS
Wrap-around King Tour-Pak® Luggage Backrest Pads are shaped to surround your passenger in comfort. The curved shape cradles the back and the integrated side wings fit naturally beneath your passenger’s arms for added support. These backrests feature easy-to-install isolation mounts to reduce contact between the pad and the Tour-Pak luggage. King Backrest Pads are available in a variety of styles to match most seating surfaces.

A. KING TOUR-PAK BACKREST PAD – CVO STYLE
Styled to match 2024 CVO® Seats.
52300744 style.
Fits '14-later Touring and Tri Glide® models equipped with King Tour-Pak luggage. Does not fit '23-later FLHFB models..

B. KING TOUR-PAK LUGGAGE BACKREST PAD – COMFORT STITCH
Styled to match the Comfort Stitch Touring Seat series.
52300314
Fits '14-later Touring and Tri Glide models equipped with King Tour-Pak luggage.

C. KING TOUR-PAK LUGGAGE BACKREST PAD – SMOOTH
Clean, smooth styling complements most seating surfaces.
52300312
Fits '14-later Touring and Tri Glide models equipped with King Tour-Pak luggage.

D. KING TOUR-PAK® LUGGAGE BACKREST PAD – '19 CVO™ MODELS STYLING
Matches '19 CVO™ Original Equipment seat.
52300574
Fits '14-later Touring and Tri Glide® models equipped with King Tour-Pak® Luggage.

E. KING TOUR-PAK LUGGAGE BACKREST PAD – CVO STREET GLIDE STYLING
Matches '15-'16 CVO Street Glide® Original Equipment seat.
52300360
Fits '14-later Touring and Tri Glide models equipped with King Tour-Pak Luggage.



A. KING TOUR-PAK BACKREST PAD – CVO STYLE



B. KING TOUR-PAK BACKREST PAD – COMFORT STITCH '14-LATER MODELS




C. KING TOUR-PAK BACKREST PAD – SMOOTH '14-LATER MODELS



D. KING TOUR-PAK BACKREST PAD – '19 CVO STYLING



E. KING TOUR-PAK BACKREST PAD – '15 CVO STREET GLIDE STYLING



F. CHOPPED TOUR-PAK BACKREST PAD – SMOOTH '14-LATER MODELS



G. CHOPPED TOUR-PAK BACKREST PAD – '19 CVO STYLING



H. CHOPPED TOUR-PAK BACKREST PAD – '15 CVO STREET GLIDE STYLING

TOURING & TRIKE 217

Tour-Pak® Accessories

CHOPPED TOUR-PAK® LUGGAGE BACKREST PADS
Chopped Tour-Pak® Luggage Backrest Pads provide deep padded support for your passenger and a low-profile shape that complements the low, lean look of your Tour-Pak luggage. Easy to install, the floating design of the integrated mounts reduce the contact between the pad and the Tour-Pak carrier to minimize paint scuffing. Chopped Backrest Pads are available in a wide variety of styles to match most seating surfaces.

F. CHOPPED TOUR-PAK LUGGAGE BACKREST PAD – SMOOTH
Clean, smooth styling complements most seating surfaces.
52300319
Fits '14-later Touring (except '21-later FLH and '23-later FLHFB) and Tri Glide® models equipped with Chopped Tour-Pak luggage.

G. CHOPPED TOUR-PAK BACKREST PAD – '19 CVO™ MODELS STYLING
Matches '19 CVO™ Original Equipment seat.
52300572
Fits '14-later Touring (except '21-later FLH and '23-later FLHFB) and Tri Glide models equipped with Chopped Tour-Pak luggage.

H. CHOPPED TOUR-PAK BACKREST PAD – CVO STREET GLIDE STYLING
Matches '15-'16 CVO™ Street Glide® Original Equipment seat.
52300359
Fits '14-later Touring (except '21-later FLH and '23-later FLHFB) and Tri Glide models equipped with Chopped Tour-Pak luggage.

218 TOURING & TRIKE

Tour-Pak® Racks

H-D® DETACHABLES™ TOUR-PAK® LUGGAGE MOUNTING RACKS
Fully loaded, stripped down or anywhere in between, you can tailor your Harley-Davidson® Touring motorcycle to meet the demands of the highway. With H-D® Detachables™ docking hardware, you can transform your ride in the blink of an eye. Switch from a comfortable passenger backrest to load-hauling Tour-Pak® luggage in seconds. You can easily remove the Tour-Pak luggage for easy maneuverability around town and reinstall it for an epic ride across the country. It's your choice and Harley-Davidson provides the flexibility to do it your way.

A. H-D DETACHABLES SOLO TOUR-PAK LUGGAGE MOUNTING RACK*
The Solo Tour-Pak luggage Rack moves a Razor-Pak, Chopped or King Tour-Pak luggage forward to a comfortable back-supporting position. The rack is designed to position the Tour-Pak luggage for solo riding and is adjustable over a .75" range. Simply remove the Tour-Pak luggage from the convenient H-D® Detachables™ docking hardware, add a passenger pillion and the bike is ready for two-up riding. Tour-Pak, Backrest Pad and Docking Hardware sold separately.

53000225 Chrome.
Fits '14-later Touring models equipped with a solo seat. All models require separate purchase of Docking Hardware Kit and Boom!™ Audio Hidden AM/FM/WB Antenna P/N 76000513. Vehicles with stock tour-pak require purchase of Tour-Pak Luggage Conversion Kit P/N 53000291A. Part does not support mounting of the chopped tour-pak. Not for use with Three-Pocket Fairing Pouch P/N 93300054B if used with Docking Kit P/N 52300131. Does not work with Boom! Audio Stage II Tour-Pak Speaker Kit P/N 76000526A. Does not fit '23-later FLHXSE, FLTRXSE, '24-later FLHX and FLTRX models with Chopped Tpak.

53260-09B Chrome.
Fits '09-'13 FLHR, FLHRC, FLHT, FLHX, FLHXSE, FLTR, FLTRX and FLTRXSE, '13 FLHRSE and '09 FLTRSE models. Requires separate purchase of 2-Point or 4-Point Docking Hardware Kit. FLHX and FLTR models require separate purchase of Tour-Pak Antenna Relocation Kit P/N 76556-09. '13 FLHRSE, '10-'12 FLHXSE, '09 FLTRSE and '12-'13 FLTRXSE models require separate purchase of Hidden AM/FM/WB Antenna Kit P/N 76000863.



RACK INSTALLED



RACK REMOVED



A. H-D DETACHABLES SOLO TOUR-PAK MOUNTING RACK



B. H-D DETACHABLES TWO-UP TOUR-PAK MOUNTING RACK – CHROME



B. H-D DETACHABLES TWO-UP TOUR-PAK MOUNTING RACK – GLOSS BLACK



TOURING & TRIKE 219

Tour-Pak® Racks

B. H-D® DETACHABLES™ TWO-UP TOUR-PAK® LUGGAGE MOUNTING RACK*
Change your riding style in less than 60 seconds. The ultimate in touring flexibility, this Tour-Pak® Luggage Rack makes the convenience and protection of a Razor-Pak, Chopped, King or Leather Tour-Pak Luggage System a simple on-and-off proposition. Simple turn latches mount the rack to the bike's docking points and allow you to replace the Tour-Pak luggage with a detachable sissy bar upright for around-town cruising. The mounting rack positions a Tour-Pak behind the passenger pillion and allows the passenger to use the luggage as a supporting backrest. Adjustable over a .75" range, the Tour-Pak can be located for maximum passenger room and comfort. Tour-Pak, Passenger Backrest Pad and Docking Hardware Kit sold separately.

Fits '14-later FLHR, FLHRC, FLHRXS, FLHRSE, FLHT, FLHX, FLHXS, FLHXSE, FLHXST, FLTRXST, FLTRX and FLTRXS models. Requires separate purchase of Docking Hardware Kit. Street Glide® and Road Glide® models require Hidden AM/FM/WB Antenna P/N 76000862 or Antenna Relocation Kit P/N 76000582. Does not work with Boom!™ Audio Stage II Tour-Pak Speaker Kit P/N 76000526A.

53000221 Chrome.
53000459 Gloss Black.

Fits '09-'13 FLHR, FLHRC, FLHT, FLHX, FLHXSE, FLTR, FLTRX and FLTRXSE and '09 FLTRSE models. Requires separate purchase of 2-Point or 4-Point Docking Hardware Kit. FLHX and FLTR models require separate purchase of Hidden AM/FM/WB Antenna Kit P/N 76000863. '10-'12 FLHXSE, '09 FLTRSE and '12-'13 FLTRXSE models require separate purchase of Hidden AM/FM/WB Antenna Kit P/N 76000863.

53276-09B Chrome.

Fits '97-'08 Road King®, FLHT, FLHX and FLTR models equipped with required docking hardware. FLTR and FLHX models require Antenna Relocation Kit P/N 76326-00A. Does not fit with Layback License Plate Mounting Kit P/N 53385-00. Some EU registration plates may interfere with Tour-Pak Rack. Models with rear fender tip trim can be adapted with the separate purchase of License Plate Relocation Kit P/N 60095-00A.

53276-04A Chrome.



***WARNING:** Do not use this rack as a seat. Do not exceed the fender rack weight capacity. Using as seat or exceeding this capacity could cause handling problems, which could result in loss of control and death or serious injury.



A. H-D DETACHABLES SOLO TOUR-PAK MOUNTING RACK – '14-LATER MODELS



A. H-D DETACHABLES SOLO TOUR-PAK MOUNTING RACK – '09-'13 MODELS



B. H-D DETACHABLES TWO-UP TOUR-PAK MOUNTING RACK – '14-LATER MODELS



B. H-D DETACHABLES TWO-UP TOUR-PAK MOUNTING RACK – '09-'13 MODELS



B. H-D DETACHABLES TWO-UP TOUR-PAK MOUNTING RACK – '97-'08 MODELS



***WARNING:** Do not use this rack as a seat. Do not exceed the fender rack weight capacity. Using as seat or exceeding this capacity could cause handling problems, which could result in loss of control and death or serious injury.

220 TOURING & TRIKE

Tour-Pak® Racks

A. H-D DETACHABLES TOUR-PAK LUGGAGE CARRIER CONVERSION KIT¹ – '97-'13

Transform your Electra Glide model for around-town cruising. This kit includes everything needed to convert the rigid-mount Tour-Pak luggage carrier to an easy on-and-off detachable version. Complete kit includes two-up docking hardware kit, H-D Detachables Two-Up Tour-Pak Rack, chrome license plate holder, reflector and AM/FM antenna relocation hardware.

53246-09C

Fits '09-'13 FLHTC, FLHTCU, FLHTK and FLTRU models. FLHTCU and FLHTK require separate purchase of Wiring Harness P/N 70032-09. FLTRU models require separate purchase of Wiring Harness P/N 69200181.

53303-07A

Fits '97-'08 FLHTC models. '97-'05 models require separate purchase of Light Harness Kit P/N 70113-08.



A. H-D DETACHABLES TOUR-PAK® LUGGAGE CARRIER CONVERSION KIT



B. AIR WING TOUR-PAK LUGGAGE RACK – CHROME



A. H-D DETACHABLES TOUR-PAK CONVERSION KIT – '09-'13 MODELS



B. AIR WING TOUR-PAK LUGGAGE RACK – GLOSS BLACK



A. H-D DETACHABLES TOUR-PAK CONVERSION KIT – '97-'08 MODELS



C. AIR WING RACK LED LIGHT KIT – SMOKED LENS



C. AIR WING RACK LED LIGHT KIT – RED LENS

TOURING & TRIKE 221

Tour-Pak® Racks

B. AIR WING TOUR-PAK® LUGGAGE RACK*

The low-profile aerodynamic styling of the Air Wing Tour-Pak® Luggage Rack enhances the look of any Razor-Pak, Chopped or King Tour-Pak lid. Available in mirror chrome or rich gloss black finish, the rack draws your eye with its sleek lines and the engraved Harley-Davidson script adds a signature touch. This full-sized rack protects both Tour-Pak carrier's lid and passenger backrest from scratches. The die-cast wing and lightweight steel tubing are hand-polished before finishing for long-lasting beauty. Kit includes all necessary mounting hardware. For added visibility, the rack is designed to incorporate the internal wiring of the Air Wing Rack Light Kit (sold separately) for a clean look.

Fits King, Chopped and Razor-Pak Tour-Pak carrier lids. Mounting hole pattern matches Premium Tour-Pak Luggage Rack P/N 53665-87.

79179-08	Chrome.
53000063	Gloss Black.

C. AIR WING RACK LED LIGHT KIT

Custom fit to the Air Wing Tour-Pak Rack, this fast-acting LED Light Kit operates as a supplemental rear running light and brake light. The high, center-mount position places the rear light in the line-of-sight of following vehicles and the bright, fast-acting LED lamps get you noticed. Wiring is concealed inside the rack tubes for a clean, custom installation.

Fits '14-later Touring (except '23-later FLHXSE, FLTRXSE, '24-later FLHX, FLTRX and FLTRXSTSE) and Tri Glide® models equipped with Air Wing Tour-Pak® Luggage Rack P/N 79179-08 or 53000063. Also fits '14-later FLHTKSE and '15-later FLTRUSE models with Original Equipment Tour-Pak® Rack.

68000113	Smoked Lens.
68000112	Red Lens.

Fits '97-'13 Touring models equipped with Air Wing Tour-Pak Luggage Rack P/N 79179-08 or 53000063. Also fits '09-'13 FLHTCUSE models with Original Equipment Touring Rack.

68250-08A	Red Lens.
-----------	-----------



¹ **WARNING:** Do not use this rack as a seat. Do not exceed the fender rack weight capacity. Using as seat or exceeding this capacity could cause handling problems, which could result in loss of control and death or serious injury.



² **WARNING:** Disconnecting your DOT-required brake lamp could reduce your visibility to others and result in death or serious injury.



***WARNING:** Do not use this rack as a seat. Do not exceed the fender rack weight capacity. Using as seat or exceeding this capacity could cause handling problems, which could result in loss of control and death or serious injury.

222 TOURING & TRIKE

Tour-Pak® Racks

A. STEALTH TOUR-PAK® LUGGAGE RACK*

Style and practicality in one. This classic six-bar Tour-Pak® luggage rack flows with the long and lean lines of today's custom rides. The cantilevered aerodynamic rails appear to float above the center spar, imparting a lighter-than-air profile. Hidden hardware adds to the clean design. The Stealth Rack mounts in the same position as the Original Equipment Ultra Limited rack or the accessory Premium and Air Wing Tour-Pak luggage racks, so no additional drilling is required on those models. Use Bungee Cord Soft-Hook Extensions P/N 52300140 to keep your luggage firmly in place.

Fits King, Chopped and Razor-Pak Tour-Pak® carrier lids. Does not fit with Color-Matched Tour-Pak® Spoiler kits.

53000242	Chrome.
53000247	Gloss Black.

B. SADDLEBAG GUARD RAILS

Bolt on style and protection. These Saddlebag Guard Rails surround and protect the lower portion of the bag, and add a traditional look to your Touring bike. The thick-walled chrome-plated tubing and the elegant cast mounts clamp securely to the Original Equipment saddlebag guards for a seamless look. Offered in Chrome or Gloss Black finish to match any bike style.

Fits '14-later Touring models (except FLHRC, FLHRSE, FLHXSE, FLTRXSE and '24-later FLHX, FLTRX, and FLTRXSTSE). FLHT, FLHRXS, FLHX, FLHXS, FLHXST, FLTRX, FLTRXS and FLTRXST require separate purchase of Saddlebag Guard and Support kit 90200787 or 90200788. Does not fit with stretched side covers or CVO style rear fender system.

90201903	Chrome.
90201902	Gloss Black.

Also available:
TWIN RAIL CHROME SADDLEBAG GUARD KIT
Kit comes with rear saddlebag guards, side rails, mounting hardware and instructions for easy installation.

90892-09
Fits '09-'13 FLHR, FLHT, FLHTK, FLTR and FLTRU models. Stock on '09-'13 FLHTC and FLHTCU models. FLTR and FLTRU models require separate purchase of Saddlebag Supports P/N 49194-09A, 90781-09A, Nut P/N 7531 (Qty 2) and Antenna Mounting Bracket P/N 76516-09.



***WARNING:** Do not use this rack as a seat. Do not exceed the fender rack weight capacity. Using as seat or exceeding this capacity could cause handling problems, which could result in loss of control and death or serious injury.



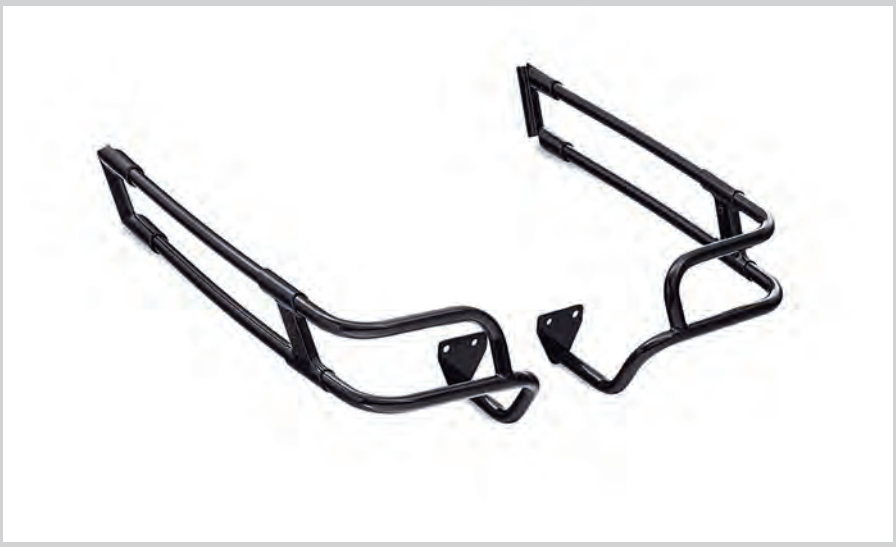
A. STEALTH TOUR-PAK LUGGAGE RACK – CHROME



A. STEALTH TOUR-PAK LUGGAGE RACK – GLOSS BLACK



B. SADDLEBAG GUARD RAILS – CHROME



B. SADDLEBAG GUARD RAILS – GLOSS BLACK



C. TOURING SADDLEBAG LID RAILS – CHROME



E. AIR WING SADDLEBAG LID RAIL KIT – CHROME



F. AIR WING RAIL LED LIGHT KIT



D. AIR WING FENDER RAIL FOR TRIKE – CHROME



E. AIR WING SADDLEBAG LID RAIL KIT – GLOSS BLACK



TOURING & TRIKE 223

Saddlebag Lid Rails

C. TOURING SADDLEBAG LID RAILS

Protect your saddlebag lids from scratches and boot marks. Elegant welded rails are formed of high-quality tubing, and are beautifully polished and chrome plated to a mirror-like finish. The rails are shaped to wrap down the front of the saddlebag lid, and are designed to accept model-specific medallions (sold separately) for a custom touch. The three-point mount simplifies installation, and the complete kit includes left and right rails, and mounting hardware.

90200876 Chrome.
Fits '14-later Touring models with Color-Matched Hard Saddlebags. Does not fit '23-later FLHXSE, FLTRXSE, '24-later FLHX, FLTRX and FLTRXSTSE or models with saddlebag lid speakers or Passenger Armrest Kit P/N 52400073.

90200737 Chrome.
Fits '93-'13 Touring models with Color-Matched Hard Saddlebags. Does not fit models with leather covered bags or models equipped with Saddlebag Wing Tips P/N 53826-00B or models equipped with Saddlebag Speaker Kit P/N 76000202.

D. AIR WING FENDER RAIL FOR TRIKE – CHROME

The low-profile aerodynamic shape of the Air Wing Fender Rail enhances the look and protects the surface of your Trike's rear fenders. The mirror chrome rails follow the sleek contours of the fenders, and the slim rails and die-cast rear wings complement the available Air Wing Tour-Pak® Luggage Rack. Kit includes left and right rail and all necessary mounting hardware.

61400058
Fits '09-later FLHTCUTG, FLHTCUTGSE and '10-'11 FLHXXX models. Does not fit with Trike Fender Bra P/N 57892-11.

E. AIR WING SADDLEBAG LID RAIL KIT

The low-profile aerodynamic styling of the Air Wing Saddlebag Lid Rail enhances the look and protects the lid of your Color-Matched Hard Saddlebags. Available in mirror chrome or gloss black finish, the rails cascade down the front of the saddlebag to protect the paint from a misplaced boot heel, and the die-cast wing design at the rear complements the style of the Air Wing Luggage Rack. Kit includes all necessary mounting hardware. For added visibility, add the available Air Wing Light Kit (sold separately).

Fits '14-later Touring models (except '23-later FLHXSE, FLTRXSE and '24-later FLHX, FLTRX, FLTRXSTSE) with Color-Matched Hard Saddlebags. Does not fit FLHXSE or models with saddlebag lid speakers or Passenger Armrest Kit P/N 52400073.

90200792	Chrome.
90200793	Gloss Black.

F. AIR WING RAIL LED LIGHT KIT*

Custom fit to the Air Wing Rails, this fast-acting LED Light Kit operates as a supplemental rear running light and brake light. The high and outside mounting position places the lights in the line-of-sight of following vehicles, and the bright, fast-acting LED lamps get you noticed. Wiring is concealed inside the rack tubes for a clean, custom installation.

Fits '14-later Touring models (except '23-later FLHXSE, FLTRXSE, '24-later FLHX, FLTRX and FLTRXSTSE) equipped with Air Wing Saddlebag Rails P/N 90200792 or 90200793.

68000115	Red.
68000114	Smoked.



***WARNING:** Disconnecting your DOT-required tail, brake and turn signal lighting could reduce your visibility to others and result in death or serious injury.

224 TOURING & TRIKE

Saddlebag Guards

A. SADDLEBAG TIP-OVER BAR SET – BLACK
Get tip-over protection with sleek low-profile West Coast performance style, without “old school” hoops. Provides limited cosmetic vehicle protection to the saddlebags in a low-speed tip-over event. Features end caps with Harley-Davidson logo that are easy to replace in event of low-speed tip-over. Factory integrated design for an ideal fit and validated performance. Complementary fit and finish to pair with Flat-Out Bar P/N 49000242.

90202657
Fits '23-later FLHXSE and FLTRXSE, and '24-later FLHX, FLTRX, and FLTRXSTSE.

B. SADDLEBAG SUPPORT KIT
Complete the stripped-down look by eliminating the rear saddlebag guards. This kit replaces the Original Equipment loop saddlebag guard and support with an inconspicuous bolt-on bar that supports the saddlebag for a clean, custom appearance. Kit includes left and right support and all necessary mounting hardware.

90200981
Fits '14-later FLH, FLHR, FLHTCU, FLHTCUL, FLHTK, FLHTKL, FLHTKSE, FLTRK, FLTRKSE and FLTRU models. Stock on '14-later FLHRSE, FLHRXS, FLHT, FLHX, FLHXS, FLHXSE, FLHXST, FLTRK, FLTRUSE, FLTRX, FLTRXS and FLTRXST models. Stock on '20-later FLTRXSE and '24-later FLTRXSTSE.

90881-09A
Fits '09-'13 Touring models (except FLHRC and FLHTCUSE). Stock on '09-'13 FLHX, FLHXSE, FLTR, FLTRU, FLTRX, FLTRXSE, '13 FLHRSE and '09 FLTRSE models. Does not fit with Saddlebag Filler Strip Kits.

46565-04
Fits '97-'08 Touring (except FLHRC) models. Stock on FLHRS, FLHX and '04-'08 FLTR models.


C. REAR SADDLEBAG GUARD AND SUPPORT KIT*
Add protection and style to your ride. Complete kit replaces the under-saddlebag support found on some Touring models with loop-style saddlebag guards for a traditional look. Featured as Original Equipment on many Touring models, these chrome-plated guards protect the leading edge of the saddlebag, and are shaped to accept Saddlebag Guard Bags (sold separately) for added storage. Kit includes saddlebag supports, left and right guards and all necessary mounting hardware.

90200787 Chrome.
Fits '14-later FLHRSE, FLHRXS, FLHT, FLHX, FLHXS, FLHXST, FLHXSE, FLTRU, FLTRUSE, FLTRX, FLTRXS, FLTRXST and FLTRXSE models. Stock on '14-later FLH, FLHR, FLHRC, FLHTCU, FLHTCUL, FLHTK, FLHTKL, FLHTKSE, FLTRK and FLTRKSE models. Does not fit '23-later FLHXSE and FLTRXSE and '24-later FLHX and FLTRX models.

90200788 Gloss Black.
Fits '14-later FLHRSE, FLHRXS, FLHT, FLHX, FLHXS, FLHXST, FLHXSE, FLTRU, FLTRUSE, FLTRX, FLTRXS, FLTRXST and FLTRXSE models. Stock on '14-later FLH, FLHR, FLHRC, FLHTCU, FLHTCUL, FLHTK, FLHTKL, FLHTKSE, FLTRK and FLTRKSE models. Does not fit '23-later FLHXSE and FLTRXSE and '24-later FLHX and FLTRX models.

49282-09B Chrome.
Fits '09-'13 FLHX, FLHXSE, FLTR, FLTRU, FLTRX, FLTRXSE, '13 FLHRSE and '09 FLTRSE models.

49291-07 Chrome.
Fits '04-'08 FLHRS, FLHX, FLTR and '05 FLHTCSE models.

 ***WARNING:** These guards may provide limited leg and cosmetic vehicle protection under unique circumstances (fall over while stopped, very low speed slide). They are not made nor intended to provide protection from bodily injury in a collision with another vehicle or any other object.



A. SADDLEBAG TIP-OVER BAR SET – BLACK



B. SADDLEBAG SUPPORT KIT ('14-LATER MODELS)



B. SADDLEBAG SUPPORT KIT ('09-'13 MODELS)



C. REAR SADDLEBAG GUARD AND SUPPORT KIT – CHROME



D. REAR SADDLEBAG GUARDS



E. REAR SADDLEBAG GUARDS – GLOSS BLACK ('14-LATER MODELS)



F. REAR SADDLEBAG GUARDS – GLOSS BLACK ('09-'13 MODELS)



F. COMFORT PROFILE REAR SADDLEBAG GUARD KIT

TOURING & TRIKE 225

Saddlebag Guards

D. REAR SADDLEBAG GUARDS
Complete kit replaces the under-saddlebag support with loop-style saddlebag guards for a traditional look. Featured as Original Equipment on many Touring models, these chrome-plated guards protect the leading edge of the saddlebag, and are shaped to accept Saddlebag Guard Bags (sold separately) for added storage. Kit includes saddlebag supports, left and right guards and all necessary mounting hardware.

Fits '23-later FLHXSE and FLTRXSE and '24-later FLHX, FLTRX and FLTRXSTSE models. Does not fit with Saddlebag Guard Rails 90201902 and 90201903.

90202507	Chrome.
90202508	Gloss Black.

E. REAR SADDLEBAG GUARDS – GLOSS BLACK*
Add a sinister look to your ride. Designed to replace the Original Equipment chrome-plated guards featured on many Touring models, the blacked-out finish minimizes the look without a reduction in protection.

90200791
Fits '14-later FLHR, FLHRC, FLHTCU, FLHTCUL, FLHTK, FLHTKL, FLHTKSE, FLTRK, FLTRU and '20-later FLTRK and FLTRKSE models. Installation requires reuse of Original Equipment saddlebag supports.


49283-09
Fits '09-'13 Touring models. FLHX, FLTR, FLTRU, FLTRX, FLTRXSE, '13 FLHRSE, '10-'12 FLHXSE and '09 FLTRSE models require separate purchase of Saddlebag Supports P/N 49194-09A and 90781-09A, Nut P/N 7531 (Qty 2) and Antenna Mounting Bracket P/N 76516-09.

46548-03
Fits '97-'08 Touring models. ('04-'08 FLTR, FLHX and FLHRS models require the separate purchase of Saddlebag Supports P/N 49194-85 and 90781-93 and two P/N 3601 and 7686.)

F. COMFORT PROFILE REAR SADDLEBAG GUARD KIT*
The unique profile of these chrome-plated Rear Saddlebag Guards gives your passenger more leg room. A perfect replacement for the Original Equipment saddlebag guards.

49179-09
Fits '09-'13 Touring models (except FLHTC, FLHTCU and FLHTCUSE). '09-'13 FLHX, FLHXSE, FLTR, FLTRU, FLTRX and FLTRXSE, '13 FLHRSE and '09 FLTRSE models require separate purchase of Saddlebag Supports P/N 49194-09A and 90781-09A, Nut P/N 7531 (Qty 2) and Antenna Mounting Bracket P/N 76516-09. FLHRC models require separate purchase of reflectors P/N 59370-98 and 59371-98.

49087-01
Fits '97-'08 FLHR, FLTR, FLHX and FLHT models. FLHRCI models require separate purchase of Reflector P/N 59370-98 and 59371-98. '04-'08 FLTR, FLHX and FLHRS models require separate purchase of Saddlebag Supports P/N 49194-85 and 90781-93 and two each of P/N 3601 and 7686. (Will not fit Saddlebag Guard Bags.)

 ***WARNING:** These guards may provide limited leg and cosmetic vehicle protection under unique circumstances (fall over while stopped, very low speed slide). They are not made nor intended to provide protection from bodily injury in a collision with another vehicle or any other object.

226 TOURING & TRIKE

Luggage Accessories

A. PREMIUM TOUR-PAK® LUGGAGE FITTED LINING
Line your Touring bike's luggage to protect your belongings and reduce noise and rattles on the road. Soft-touch felt-finish liner is formed to the interior for a perfect fit. Molded base and sides maximize the interior room, and one-piece design allows easy removal for cleaning and maintenance.

53000323 King Tour-Pak® luggage.
Fits '14-later Touring and Tri Glide® models equipped with King Tour-Pak luggage.

53301-06 King Ultra Tour-Pak luggage.
Fits '93-'13 Touring (except FLHTK and '10-later CVO™ models) and Trike models equipped with King Tour-Pak luggage with incandescent wrap-around Tail Lamp Kit. Does not fit with Tour-Pak bottom tub mounted accessories.

53302-07 King Classic Tour-Pak luggage.
Fits '93-'13 Touring and Trike models equipped with King Tour-Pak luggage without incandescent wrap-around Tail Lamp Kit. Does not fit with Tour-Pak bottom tub mounted accessories.

53000322 Chopped Tour-Pak luggage.
Fits '14-later Touring and Tri Glide models equipped with Chopped Tour-Pak luggage. Does not fit with Tour-Pak bottom tub mounted accessories. Does not fit Tri-Glide models or models with Original Equipment King Tour-Pak.

B. PREMIUM FITTED SADDLEBAG LINING
Protect your belongings and reduce noise and rattles on the road. Premium soft-touch felt-finish liner is formed to the hard saddlebag interior for a perfect fit. Molded base and sides maximize the interior room, and one-piece design allows easy removal for cleaning and maintenance.

90202608
Fits '24-later FLHX and FLTRX models.

90200918
Fits '14-later Touring models equipped with Color-Matched Hard Saddlebags (except FLHTKSE, FLHXSE, FLTRKSE and FLTRXSE, '23-later FLHXSE and FLTRXSE and '24-later FLHX, FLTRX and FLTRXSTSE).



A. PREMIUM TOUR-PAK LUGGAGE FITTED LINING – KING ULTRA '93-'13 MODELS



A. PREMIUM TOUR-PAK LUGGAGE FITTED LINING – KING ULTRA '93-'13 MODELS



A. PREMIUM TOUR-PAK LUGGAGE FITTED LINING – KING '14-LATER MODELS



A. PREMIUM TOUR-PAK LUGGAGE FITTED LINING – CHOPPED '14-LATER MODELS



B. PREMIUM FITTED SADDLEBAG LINING – '24-LATER FLHX AND FLTRX MODELS.



B. PREMIUM FITTED SADDLEBAG LINING – '14-LATER MODELS



C. TOUR-PAK LID FITTED LINING WITH ORGANIZER – PREMIUM BLACK



D. TOUR-PAK LID ORGANIZER/LINER – GRAY



E. TOUR-PAK LID ORGANIZER – TOUR-PAK



F. TRUNK DOOR ORGANIZER



TOURING & TRIKE 227

Luggage Accessories

C. TOUR-PAK® LID FITTED LINING WITH ORGANIZER – PREMIUM BLACK
Equip the Tour-Pak® lid to protect and store your belongings. This Premium Lid Lining features a soft-touch black felt finish to reduce noise, and a convenient series of storage pouches that provide easy access to all your essentials. Four flap pouches and one mesh and one clear pocket provide plenty of storage and a great way to keep keys, cell phones, glasses and papers handy. Hook-and-loop fasteners secure the one-piece formed lining to the lid, and allow easy removal for cleaning and maintenance.

53000392
Fits '14-later Touring and Tri Glide® models equipped with King or Chopped Tour-Pak luggage.

D. TOUR-PAK LID FITTED LINING WITH ORGANIZER – GRAY
Add practical storage to your Tour-Pak luggage. This Lid Lining features a convenient six pocket organizer to keep smaller items conveniently at hand, and is shaped to fit the contours of the Tour-Pak lid for a finished look. The organizer features four enclosed pouches, one mesh pouch and one clear mobile-device pouch. The soft gray finish is the perfect match for the Original Equipment Tour-Pak bottom liner, and the hook-and-loop fasteners permit easy removal for cleaning.

53000302
Fits '14-later Touring and Tri Glide models equipped with King or Chopped Tour-Pak luggage.

E. TOUR-PAK LID ORGANIZER
A true innovation in storage convenience and efficiency, this ingenious lid organizer helps keep smaller items conveniently located under your Tour-Pak lid for easy access. The organizer features five different-sized nylon-meshed pockets, as well as two flaps for additional storage. A great way to keep keys, cell phones, glasses and papers handy.

53249-01B
Fits '93-'13 Touring and Trike models equipped with a King, Ultra, Chopped or Razor-Pak Tour-Pak. Does not fit '08-later CVO™ Ultra models with Power Locks, or models equipped with Tour-Pak Spoiler Kit P/N 53149-series, Tour-Pak Light P/N 54302-98A, Mini Tour-Pak Lid Rack P/N 53100-96 or Contoured Tour-Pak Luggage Rack P/N 79148-06A.

F. TRUNK DOOR ORGANIZER
For on-the-road storage and efficiency, this ingenious organizer helps keep smaller items conveniently located on your trunk door for easy access. The easy-to-install self-adhesive organizer features two large nylon-mesh pockets with hook-and-loop-secured flaps that offer quick access to keys, cell phones, glasses, gloves and maps. Organizer features an embossed Harley-Davidson script logo. Add the matching Tour-Pak Lid Organizer P/N 53249-01B inside the Tour-Pak luggage for maximum organization.

93300001
Fits '09-later FLHTCUTG and '10-'11 FLHXXX models.

228 TOURING & TRIKE

Luggage Accessories

A. TOUR-PAK® WALL ORGANIZER

Convenient storage system wraps the interior walls of your King Tour-Pak® luggage for easy access to keys, cell phones, maps and gloves. The organizer features a variety of mesh and enclosed pockets, sized perfectly to keep small items close at hand. Easily installed with included hook-and-loop tabs.

53000303

Fits '14-later Touring and Tri Glide® models (except CVO™ models) equipped with King Tour-Pak Luggage.

B. SADDLEBAG WALL ORGANIZER

Convenient storage system equips the interior wall of your Color-Matched Saddlebags for easy access to keys, cell phones, maps, and gloves. The organizer features a combination of mesh and enclosed pouches and pockets that are sized for safe, rattle-free packing. The organizer features a rigid backing that easily attaches to the wall of the saddlebag with the Original Equipment quick-release saddlebag fasteners and is shaped to follow the contour of the saddlebag interior to maximize storage space. Kit includes left- and right-hand organizer.

90202609

Style.
Fits '23-later FLHXSE and FLTRXSE, and '24-later FLHX, FLTRX, and FLTRXSTSE models.

C. SADDLEBAG WALL ORGANIZER

Convenient storage system equips the interior wall of your Color-Matched Saddlebags for easy access to keys, cell phones, maps and gloves. The organizer features a combination of mesh and enclosed pouches and pockets that are sized for safe, rattle-free packing. The organizer features a rigid backing that easily attaches to the wall of the saddlebag with the Original Equipment quick-release saddlebag fasteners. Kit includes left- and right-hand organizer.

90200882

Fits '14-later Touring models equipped with Color-Matched Hard Saddlebags. Does not fit '23-later FLHXSE and FLTRXSE and '24-later FLHX, FLTRX and FLTRXSTSE models.

88232-06

Fits '93-'13 Touring models equipped with Hard Saddlebags.

D. TRIKE SADDLEBAGS

Add storage at your fingertips. These vinyl-wrapped rigid side bags are a perfect match to either the Original Equipment or accessory seats and are contoured to fit comfortably under the passenger's legs. Featuring an easy-to-grip chrome-plated finger pull with Bar & Shield Logo, the forward-opening bags snap shut with a strong magnetic closure. The interior can accommodate 2 soda cans or water bottles side by side and is the ideal spot for sunscreen, glasses and your cell phone. Luggage capacity: 700 cubic inches total.

84031-11

Fits '09-later FLHTCUTG and '10-'11 FLHXXX models.



A. TOUR-PAK WALL ORGANIZER – '14-LATER MODELS



B. SADDLEBAG WALL ORGANIZER



C. SADDLEBAG WALL ORGANIZER – ('14-LATER MODELS SHOWN)



D. TRIKE SADDLEBAGS



E. PREMIUM TRAVEL-PAK – KING TOUR-PAK



E. PREMIUM TRAVEL-PAK – HARD SADDLEBAGS



F. TRAVEL-PAK – KING TOUR-PAK



F. TRAVEL-PAK – HARD SADDLEBAGS



F. TRAVEL-PAK – LEATHER SADDLEBAGS



G. SADDLEBAG COOLER



TOURING & TRIKE 229

Luggage Accessories

E. PREMIUM TRAVEL-PAKS

This collection of fitted luggage provides convenient storage for your next long ride. The bags are manufactured of water resistant ballistic nylon that matches the premium luggage collection. The exterior features comfortable carrying handles, heavy-duty glove-friendly zippers, a zippered pocket, D-rings for optional carrying straps. The padded interior features a variety of convenient storage pockets and plenty of open storage. Saddlebag right-hand bag features an internal padded laptop pocket and plenty of smart storage spaces.

93300072

King Tour-Pak® luggage.
Fits '93-later Touring and Trike models equipped with King Tour-Pak luggage.

93300070

Hard Saddlebags.
Fits '93-later Touring models equipped with Hard Saddlebags. Sold in pairs.

F. TRAVEL-PAKS

Simplify packing and unpacking your motorcycle. These well-constructed, water-resistant bags are designed to fit perfectly into Touring model luggage systems. The soft sides conform to the interior of the luggage to help use every available inch of space. Styled with a Bar & Shield logo, they feature heavy-duty zippers and convenient carrying handles.

53605-97

King Tour-Pak luggage.
Fits '93-later Touring and Trike models equipped with King and Ultra Tour-Pak luggage.

91885-97A

Hard Saddlebags.
Fits '93-later Touring models equipped with Color-Matched Hard Saddlebags and '09-'17 VRSCF models equipped with Rigid Saddlebags P/N 91172-09. Sold in pairs.

91887-98

Leather Saddlebags.
Fits '98-later FLHRC and FLHRS models. Sold in pairs.

G SADDLEBAG COOLER

Keep beverages and snacks cold right in your saddlebag on those hot summer rides. This zippered bag is fully lined and insulated, and fits the full length of your saddlebag.

90200991

Fits '93-later Touring models equipped with Color-Matched Hard Saddlebags.

230 TOURING & TRIKE

Luggage Accessories

A. TRUNK TRAVEL-PAKS

These well-constructed, ballistic nylon bags are designed to fit perfectly into the rear or top-load trunk of the Harley-Davidson® Trike models. Styled to compliment the Premium Luggage Collection, the twin bags feature white piping and a reflective Bar & Shield logo. The bags feature glove-friendly zippered access to the main compartment and convenient outer pouches. Comfortable carrying straps make transportation a breeze. Sold in pairs.

53000431 Fits '09-later Trike models.

B. SADDLEBAG GUARD BAG WITH WATER BOTTLE HOLDER – BAR & SHIELD LOGO

Convenient on-the-go storage. Sturdy synthetic leather bags snap to the saddlebag guards for easy access. The storage compartment features a hook-and-loop outer flap and a zippered inner closure to store sunglasses, wallets and cell phones, and the adjoining sleeve securely grips a removable water bottle to help keep you hydrated on the road.

Fits '93-later Touring models equipped with Saddlebag Guards.

93300060 Right Side. 93300061 Left Side.

C. SADDLEBAG GUARD BAG – BAR & SHIELD LOGO

Keep your essentials close at hand. Bags are constructed of sturdy synthetic leather, with hook-and-loop flap covers and a dual zippered opening that provides easy access to the interior. A separate internal zippered soft pouch is perfect for storing smaller items or sunglasses. Synthetic leather bags snap tightly to the saddlebag guard.

Fits '93-later Touring models equipped with Saddlebag Guards.

93300062 Right Side. 93300063 Left Side.



A. TRUNK TRAVEL-PAKS



A. TRUNK TRAVEL-PAKS



A. TRUNK TRAVEL-PAKS



B. SADDLEBAG GUARD BAG WITH WATER BOTTLE HOLDER – BAR & SHIELD LOGO



C. SADDLEBAG GUARD BAG – BAR & SHIELD LOGO



D. SADDLEBAG LID BRA (90202599 SHOWN)



E. SADDLEBAG LID BRA (90200992 SHOWN)



F. TANK BRA



G. TRIKE REAR FENDER BRA



H. TRIKE SCUFF GUARDS — BODY & FENDER

TOURING & TRIKE 231

Luggage Accessories

D. SADDLEBAG LID BRA – '24-LATER MODELS

Protect your saddlebags from boot scuffs, stone chips and road debris. These custom-fit Saddlebag Lid Bras are made with non-abrasive, fleece-backed vinyl material. Easy to install or remove with new and improved hook-and-loop tab design. Sleek design that integrates onto your saddlebag and enhances the look of your vehicle. Feature small Bar & Shield logos stitched into the material. Kit includes left and right-side Lid Bras.

90202599 Fits '24-later FLHX, FLTRX, and FLTRXSTSE. Does not fit with Saddlebag Lid Speakers.

E. SADDLEBAG LID BRA

Protect your saddlebags from boot scuffs, stone chips and road debris. These custom-fit Saddlebag Lid Bras are made with non-abrasive, fleece-backed vinyl material and feature small Bar & Shield logos. Easy to install with hook-and-loop tabs. Kit includes left and right side Lid Bras.

90200992 Fits '14-later Touring (except '23-later FLHXSE, FLTRXSE, '24-later FLHX and FLTRX) models with Color-Matched Hard Saddlebags. Does not fit with Saddlebag Lid Rails, Saddlebag Lid Spoilers or Saddlebag Lid Speakers.

57805-03A Fits '93-'13 Touring models equipped with Color-Matched Hard Saddlebags. Does not fit with Police Model Hard Saddlebags, Saddlebag Lid Rails, Saddlebag Lid Spoilers, or Saddlebag Wing Tips.

F. TANK BRA

Manufactured from non-abrasive, fleece-backed vinyl, this Tank Bra for your Touring model features an embroidered Bar & Shield logo. It protects your fuel tank from belt buckle and key scratches and nicks from road debris. Designed for easy installation and a custom fit without tank or seat removal.

62063-01 Fits '97-later Touring and Trike models.

G. TRIKE REAR FENDER BRA

Protect your Trike's rear fenders from boot scuffs and road debris. These rich black Fender Bras are constructed of non-abrasive fleece-backed smooth vinyl, and are simple to install. Featuring a prominent embossed Bar & Shield logo, these Bras are styled to coordinate with the matching Fairing Bra P/N 57800-00.

57892-11 Fits '09-later FLHTCUTG and '10-'11 FLHXXX models. Not for use with Chrome Fender Trim Kit P/N 83812-09. Does not fit '17-later Canada FLHTCUTG.

H. TRIKE SCUFF GUARDS

Guard against heel marks and stone chips on the leading edges of the rear fender and body of your Trike model. These heavy-duty molded rubber pads are shaped to match the contour of the body, and are easy to install with the pre-applied adhesive. The ribbed surface pattern mirrors the Original Equipment footboard inserts, and offers a clean, smooth-flowing look between the footboards and body.

Fits '09-later FLHTCUTG and '10-'11 FLHXXX models. 83968-10 Body Scuff Guards. 83976-10 Fender Scuff Guards.

232 TOURING & TRIKE

Foot Controls

A. EXTENDED REACH RIDER FOOTBOARD PANS

This kit extends the rider footboard forward of the stock location by 1", providing the tall rider a comfortable riding position. When paired with Extended Reach Brake and Shift Levers, these pans allow riders with large boot sizes ample room to reposition their feet during a long ride. Available in traditional D-shape or Swept Wing design, Extended Reach footboard pans accept Original Equipment or accessory rider footboard inserts. The kit includes left and right footboard pans.

Fits '02-later Touring (except FLHTCUL and FLHTKL) and Trike models. Also fits '97-'01 Touring models equipped with Extended Reach Billet Style Brake Lever P/N 42638-03.

54145-10 Swept Wing.

B. BLACK RIDER FOOTBOARD PANS

Complete the blacked-out transformation. Replace the Original Equipment chrome footboard pans with sinister gloss black. Kit includes both the right and left pan, and is installed using the Original Equipment hardware and insert pad. Custom footboard inserts are sold separately.

Fits '12-'16 FLD and '86-'17 FL Softail® (except FLS, FLSS, FLSTFB and FLSTFBS), '86-later Touring (except FLHTCUL, FLHTCUL TC and FLHTKL) and Trike models.

51322-08 Traditional Shape.

51060-08 Swept Wing Shape.

C. JIFFY STAND EXTENSION

Jiffy Stand Extension Kits have been ergonomically designed to simplify the deployment and retraction of the jiffy stand. The extension is shaped to simplify locating the tab with your boot, and aid in swinging the jiffy stand into position. The move feels natural, and adds confidence when parking your motorcycle in a tight spot. Kit mounts to Original Equipment jiffy stand, and includes all required mounting hardware.

Fits '91-later Touring models. Does not fit models equipped with Defiance footboards, Burst footboards, or Rider Running Boards P/N 50500158.

50000263 Gloss Black.

50000023 Chrome.

D. JIFFY STAND AND MOUNT KIT – GLOSS BLACK

With this beautiful gloss black jiffy stand kit, your Dark Custom Touring model won't just stand on its own – it will stand out. Using the Original Equipment jiffy stand and mount to ensure quality and fitment, these pieces are finished in rich gloss black to blend into the frame and help disguise this very visual component on the vehicle. Installation reuses Original Equipment spring and hardware.

50000276


Fits '17-later Touring Models.

E. RIDER FOOTBOARD HEEL GUARD

Avoid damaged boots and hours of cleaning melted rubber scuff marks from your exhaust shield. This Heel Guard mounts to the right-side rider footboard and protects your boot from contact with the hot exhaust shield. The subtle curved shape keeps the boot heel away without restricting fore-and-aft movement of the rider's foot. Kit includes chrome guard with cutaway Bar & Shield logo and all mounting hardware.

50500225

Fits '12-'16 FLD, '86-'17 FL Softail, '86-later Touring and '09-later Trike models equipped with Traditional and Swept Wing footboards. Does not fit models equipped with Half-Moon, Tapered, Airflow, Defiance, Dominion™ or Burst footboards, Extended Reach Rider Footboards P/N 50409-04 or 54145-10, Rider Running Boards P/N 50500158 or Screamin' Eagle® Fat Exhaust Shields.



A. EXTENDED REACH RIDER FOOTBOARD PANS – SWEEP WING SHAPE



B. BLACK RIDER FOOTBOARD PANS – TRADITIONAL SHAPE



B. BLACK RIDER FOOTBOARD PANS – SWEEP WING SHAPE



C. JIFFY STAND EXTENSION – CHROME



C. JIFFY STAND EXTENSION – GLOSS BLACK



D. JIFFY STAND AND MOUNT KIT – GLOSS BLACK



E. RIDER FOOTBOARD HEEL GUARD



F. FOLDING HEEL SHIFTER – RETRACTED POSITION



G. HEEL/TOE SHIFTER SHAFT COVER



H. SHIFTER SHAFT LEVER – GLOSS BLACK



I. CUSTOM GEAR SHIFT LINKAGE – ROUND GLOSS BLACK



J. CUSTOM GEAR SHIFT LINKAGES



K. GEAR SHIFT LINKAGE COVERS

TOURING & TRIKE 233

Foot Controls

F. FOLDING HEEL SHIFTER

Give your left foot a little extra room. The Folding Heel Shifter permits the rider to move the rear shift peg out of the way when on the open road, while retaining heel/toe shift functionality around town. Positive detent holds the peg in the selected position, and can be adjusted while riding. Easy to install, the replacement rear lever is chrome-plated, and shaped to match the Original Equipment toe shift lever. Lever accepts stock or accessory shifter peg.

33876-07

Fits '86-'17 FL Softail®, '88-'16 Touring and '08-'16 Trike models.

G. HEEL/TOE SHIFTER SHAFT COVER

Conceal the splined end of the shifter shaft when you remove the heel shift lever. The easy-to-install chrome-plated aluminum billet cap is held in place with a flush Allen® screw for a clean look.

35471-05

Fits '82-'17 FL Softail, and '82-later Touring and Trike models equipped with heel/toe shift levers. Installation requires removal of heel shift lever.

H. SHIFTER SHAFT LEVER – GLOSS BLACK

The perfect companion to black or edge-cut heel and toe shift levers and shift linkages, this Gloss Black Shifter Shaft Lever creates an uninterrupted blacked-out look from the front of the engine to the rear. Manufactured from Original Equipment components, this lever is an exact replacement for the factory-installed chrome-plated part.

33900186

Fits '93-'16 Touring and Trike models.

I. CUSTOM GEAR SHIFT LINKAGE – ROUND GLOSS BLACK

Add the finishing touch to your blacked-out ride. This Gloss Black Shift Linkage is easy to install and includes a transmission lever cover and decorative acorn nuts and bolts for a complete custom look.

33600259

Fits '86-later Softail (except '18-later FXBB, FXBBS, FXLR, FXLRS, FXLRST and '20-later FXST), Touring and Trike models. (Does not fit '97-'99 FLSTS or models equipped with Softail Extended Reach Forward Controls.)

J. CUSTOM GEAR SHIFT LINKAGES

Kick your custom into gear with this collection of high-quality Custom Shift Linkages. Available in a variety of designs to match your bike's style, these aluminum linkages feature aircraft-quality rod ends for easy adjustment and smooth operation. The easy-to-install linkage kit also includes a transmission lever cover for '86-'17 Softail and '86-'16 Touring and Trike models, and decorative acorn nuts and bolts for a complete custom look.

Fits '86-later Softail (except '18-later FXBB, FXBBS, FXLR, FXLRS and FXLRST and '20-later FXST), Touring and Trike models. (Does not fit '97-'99 FLSTS or models equipped with Softail Extended Reach Forward Controls.)

1. 34018-08	Slotted – Black Anodized.
2. 34850-09	Skull.
3. 33801-09	Harley-Davidson Script.
4. 33760-09	Slotted with Bar & Shield Logo.
5. 33814-98A	Round.

K. GEAR SHIFT LINKAGE COVERS

A simple and inexpensive way to detail your Touring bike. These easy-to-install chrome-plated covers conceal the stock gear shifter linkage for a brilliant finish. Kit includes all necessary mounting hardware.

Fits '99-'16 Touring and Trike models with stock gear shift linkage.

1. 46303-01	Harley-Davidson Script.
2. 46305-01	Engraved Harley-Davidson.

234 TOURING & TRIKE

Foot Controls

A. BOARD-TO-PEG CONVERSION KIT

Add an aggressive look to your Touring motorcycle. These support kits are designed to allow installation of mini footboards and footpegs. Kit Includes left and right mounting brackets and all necessary installation hardware. Mini footboards and footpegs sold separately.

Fits '09-later Touring models (except '23-later FLHXSE and '18-later FLTRXSE, '24-later FLHX, FLTRX and FLTRXSTSE). Requires separate purchase of '18-later OE or accessory Softail Standard rider foot pegs.

50501642

B. BILLET STYLE REAR BRAKE LEVER

Styled to complement our billet style mirror stems and shift levers, these Billet Style Rear Brake Levers are forged from billet aluminum, then machined and polished for a beautiful, custom look. Available in your choice of finishes. Lever matches the length of the Original Equipment brake lever. Brake pedal pads sold separately.

Fits '14-later Touring and Trike models.

41600082 Chrome.

41600079 Edge Cut.



A. BOARD-TO-PEG CONVERSION KIT



A. BOARD-TO-PEG CONVERSION KIT



B. BILLET STYLE REAR BRAKE LEVER – CHROME



B. BILLET STYLE REAR BRAKE LEVER – EDGE CUT



C. ENDGAME COLLECTION SHIFT LEVER – BLACK



D. BILLET STYLE HEEL/TOE SHIFT LEVER – EXTENDED REACH



E. BILLET STYLE HEEL/TOE SHIFT LEVER – STANDARD LENGTH, EDGE CUT



F. AIRFLOW COLLECTION HEEL/TOE SHIFT LEVER




C. ENDGAME COLLECTION SHIFT LEVER – GRAPHITE



E. BILLET STYLE HEEL/TOE SHIFT LEVER – STANDARD LENGTH, CHROME



E. BILLET STYLE HEEL/TOE SHIFT LEVER – STANDARD LENGTH, SATIN BLACK



G. HEEL SHIFTER

TOURING & TRIKE 235

Foot Controls

C. ENDGAME COLLECTION SHIFT LEVER

Styled to complement the Endgame Collection controls, this Shift Lever features a slotted design that will give your bike a high-tech, industrial look.

Fits '86-later FL Softail®, '88-later Touring and '08-later Trike models.

33600301 Black.

33600292 Graphite.

D. BILLET STYLE HEEL/TOE SHIFT LEVER – EXTENDED REACH

Stretch out in style. Both the heel and toe sections of this Shift Lever are 1.0" longer than traditional levers, separating the distance between the heel/toe shift by 2.0" total. This added space provides a comfortable riding position for a tall rider, and allows a rider with a large boot extra room to move. Styled to complement our billet style mirror stems, these Billet Style Shift Levers are forged, machined and polished for a beautiful, custom look. When combined with the available Extended Reach Brake Lever, long-limbed riders can straighten their legs and ride in comfort. Kit includes a front and rear lever and mounting hardware.

33600001 Chrome.
Fits '86-'17 FL Softail, '88-later Touring (except '23 FLHXSE and FLTRXSE) and '08-later Trike models. Adversary Touring footboards 50502250 or 50502251 do not fit with Extended Heel Shifters 33600001 or 33600076.

E. BILLET STYLE HEEL/TOE SHIFT LEVER – STANDARD LENGTH

Styled to complement our billet style mirror stems, these Billet Style Shift Levers are forged from 7075-T6 aluminum, then machined and polished for a beautiful, custom look. Available in your choice of mirror chrome, satin black powder coat or edge cut black anodized and machined aluminum finishes. Kit includes a front and rear lever and chrome hardware.

Fits '86-'17 FL Softail, '88-later Touring and '08-later Trike models.

34535-00B Chrome.

34045-10 Edge Cut.

34023-08 Satin Black.

F. AIRFLOW COLLECTION HEEL/TOE SHIFT LEVER

Styled to complement the Airflow Collection, this forged billet aluminum shift lever adds a custom touch to your bike. The lever features a deep groove that catches light and draws your eye. The separate front and rear levers can be easily adjusted for convenient shifting, and the extended-length rear lever provides additional space for larger boots. Kit includes a front and rear lever and mounting hardware. Lever accepts stock or accessory shifter pegs.

33600076 Chrome.
Fits '86-'17 FL Softail, '88-later Touring (except '23 FLHXSE and FLTRXSE) and '08-later Trike models. Adversary Touring footboards 50502250 or 50502251 do not fit with Extended Heel Shifters 33600001 or 33600076.

G. HEEL SHIFTER

Add the convenience of a heel shifter to your footboard-equipped Touring model. This traditional motorcycle Heel Shifter Lever permits you to upshift with a downward tap of your boot heel – eliminating the need to wedge your toe under the forward lever and reducing wear on the top of your boot. Kit includes the chrome plated heel shift lever, shifter shaft spacer, shifter peg and mounting hardware.

Fits '01-later Touring and Trike models. Stock on '84-'19 Touring and Trike. Stock on '20-later CVO™ models only..

33600345 Gloss Black.

33600325 Chrome.

236 TOURING & TRIKE

Foot Controls

A. PASSENGER MINI FOOTBOARD MOUNT KIT

This mount kit permits replacement of the Original Equipment passenger footboards with footpegs or mini footboards, and moves the passenger’s foot rearward and inward to give the rider more space between the rider footboard and the passenger foot support. The new position clears the path for your feet to ease walking the bike in and out of parking spaces. When folded, the pegs are tighter to the bike to reduce the chance of contacting the passenger foot support with your calf. Original equipment on FLHTCUL and FLHTKL model. Kit includes left and right mount, and required installation hardware. Male-mount style passenger footpegs or mini-footboards sold separately.

50500403A
Fits '93-later Touring models. Does not fit Trike models.

B. PASSENGER FOOTPEG MOUNT – GLOSS BLACK

Manufactured from Original Equipment components for proper fit and proven strength, these footpeg supports replace the factory chrome-finished mounts for a clean, custom look. When installed with blacked-out accessory footpegs, these gloss black footpeg supports tie the pegs to the bike for a seamless, no-contrast look. Kit includes right and left hand mount.

50500578
Fits '93-later Touring models. Does not fit Trike models.

C. PASSENGER FOOTPEG MOUNT KIT – CHROME

Designed specifically for the sport-touring rider, this chrome-plated kit allows passenger footboards to be removed and replaced with a variety of male mount-style Harley-Davidson® footpegs. The kit has 3 adjustable height positions and includes all hardware.

50198-97C
Fits '93-later Touring models. Does not fit Trike models.

D. ADJUSTABLE PASSENGER FOOTPEG MOUNT KIT

Maximize your passenger’s riding comfort. Proper foot position reduces the cramped or stretched-out feeling, and relieves pressure on the knees and the tailbone. These adjustable mounts raise and lower the passenger footpeg to accommodate taller and shorter passengers. Easy to adjust with common tools, the mount adjusts through a 360° range (depending on model), allowing both fore and aft and up and down height adjustment. Kit includes left and right adjustable support assembly and all required mounting hardware. Footpegs sold separately.

50763-09
Fits models with H-D® male mount-style passenger footpeg supports (except Softail® models). Does not fit with Heel Raiser Footpeg Kit P/N 50178-09. Does not fit the rider position.

E. PASSENGER FOOTBOARD SUPPORTS

Add the comfort and convenience of passenger footboards to your Touring motorcycle. These supports are designed to allow installation of traditional D-shaped, Swept Wing, Tapered or Old-Style Passenger Footboards (sold separately) on Touring models. Kit includes left and right supports and installation hardware. Add your choice of passenger footboard pan design and footboard insert to complete your custom look.

Fits '93-later Touring and Trike models.

50500042 Black.
53070-00A Chrome.



A. PASSENGER MINI FOOTBOARD MOUNT KIT



B. PASSENGER FOOTPEG MOUNT – GLOSS BLACK



C. PASSENGER FOOTPEG MOUNT KIT – CHROME



D. ADJUSTABLE PASSENGER FOOTPEG MOUNT KIT



E. PASSENGER FOOTBOARD SUPPORTS – BLACK



E. PASSENGER FOOTBOARD SUPPORTS – CHROME



F. ADJUSTABLE AUXILIARY PASSENGER FOOTPEG MOUNTS – FORWARD & MID POSITION



F. ADJUSTABLE AUXILIARY PASSENGER FOOTPEG MOUNTS – REAR POSITION



G. REACH PASSENGER FOOTBOARD MOUNT KIT



TOURING & TRIKE 237

Foot Controls

F. ADJUSTABLE AUXILIARY PASSENGER FOOTPEG MOUNTS

These 3-position adjustable passenger footpeg mounts will keep your companion happy over the long haul. Push-button adjustment lets the passenger reposition their feet to keep blood flowing in all the lower extremities. When combined with the standard footboard, both short- and long-limbed passengers should be able to find a comfortable riding position. Pegs can also be pivoted fully rearward to allow the rider the room to get his or her feet on the ground when walking the bike in and out of parking spaces. Kit includes beautifully chromed left- and right-side adjustable mounts and all installation hardware. Complete the custom look with your choice of footpegs (sold separately).

54157-10
Fits '10-later Touring models with Original Equipment passenger footboards (except CVO™ models or models equipped with Adjustable Passenger Footboard Mount Kit P/N 50768-07A). Also fits '93-later Touring models equipped with Passenger Footboard Kit P/N 50378-07B, 50379-07B or 53070-00A. Does not fit Trike models or models equipped with sidecars. Will not fit with Footpeg P/N 49117-77TB, 49110-98, 91821-85, 50643-82, 50647-82, 49500-92T, 49234-98, 50978-99, 50976-99, 50911-08, 50113-10, 50695-08, 49128-82, 50056-10, 50039-10, 49312-10, 50451-09 and 50178-09.

G. REACH PASSENGER FOOTBOARD MOUNT KIT

Kit raises the height of your passenger footboards by approximately 2.25" for increased passenger comfort. Especially desirable on '97-later Touring models due to the frame and saddlebag guard change. Includes mounting hardware.

50789-99B
Fits '93-later Touring models. Does not fit Trike models. Does not fit with saddlebag guard bags.

238 TOURING & TRIKE

Foot Controls

A. PASSENGER FOOTBOARD AND MOUNT KIT
Convenient bolt-on installation. Includes specially designed mounting stud/brackets for proper installation. Footboards fold up when not in use. Kit includes Original Equipment-style aluminum footboards, rubber pads, mounting hardware and passenger footboard supports.

50379-07B
Fits '93-later Touring and Trike models.

B. STREAMLINER PASSENGER FOOTBOARD AND MOUNT KIT
Styled to match the rider footboards on the Road King® Custom, Road Glide® Custom and Street Glide® models, these Swept Wing Passenger Footboards feature a Streamliner-style rubber pad surrounded by a chrome accent. The smooth Swept Wing footboard pan is chrome-plated throughout to add a custom touch, even in the folded position. Designed for convenient bolt-on installation, the complete kit includes chrome-plated aluminum footboards, rubber pads, mounting hardware and passenger footboard supports.

50378-07B
Fits '93-later Touring models. Does not fit Trike models.

C. PASSENGER FOOTBOARD PANS – CHROME
Replace the factory black painted passenger footboard with the custom look of smooth chrome. These chrome-plated Footboard Pans are ready to install using your Original Equipment hardware and the kit includes left- and right-side Footboard Pans. Just add your choice of Footboard Insert for the finishing touch. Footboard Supports sold separately.

Fits '06-'17 Dyna®, '18-later Softail® (except FXDRS, FXFB and FXFBS) and '86-later Touring models equipped with passenger footboard supports. Does not fit Trike models.

50501144 Classic Style.
50501147 Contemporary Style.

D. PASSENGER FOOTBOARD PANS – BLACK
Complete the blacked-out transformation. Replace your chrome Passenger Footboard Pans with sinister black. Kit includes left- and right-side Footboard Pans and is installed using the Original Equipment hardware. Custom Footboard Inserts and Footboard Supports sold separately.

Fits '06-'17 Dyna, '18-later Softail (except FXDRS, FXFB and FXFBS) and '86- later Touring models equipped with passenger footboard supports. Does not fit Trike models.

50501610 Classic Style.
50501611 Contemporary Style.

E. TRADITIONAL STYLE PASSENGER FOOTBOARD PANS – CHROME
Replace the factory black painted passenger footboard with the custom look of smooth chrome. The kit includes left- and right-hand traditional D-shaped footboard pans, chrome-plated, and ready to install with your Original Equipment hardware. Footboard inserts and footboard supports sold separately.

50752-04
Fits '06-'17 Dyna, '00-later Softail (except FXDRS, FXFB and FXFBS) and '86-later Touring and Trike models equipped with passenger footboard supports.

F. SWEEP WING PASSENGER FOOTBOARD PANS
These unique Swept Wing Passenger Footboard pans complement the Swept Wing Rider Footboard shape, and allow you to replace the Original Equipment passenger footpegs on certain models with footboards. When folded, the footboard displays a mirror chrome surface in your choice of smooth or ball-milled, grooved design. Footboard inserts and footboard supports sold separately.

Fits '06-'17 Dyna, '00-later Softail (except FXDRS, FXFB and FXFBS) and '86-later Touring models equipped with passenger footboard supports. Does not fit Trike models.

50716-04 Chrome – Smooth.



A. PASSENGER FOOTBOARD AND MOUNT KIT



B. STREAMLINER PASSENGER FOOTBOARD AND MOUNT KIT



C. PASSENGER FOOTBOARD PANS – CHROME, CLASSIC STYLE




C. PASSENGER FOOTBOARD PANS – CHROME, CONTEMPORARY STYLE



D. PASSENGER FOOTBOARD PANS – GLOSS BLACK, CLASSIC STYLE



D. PASSENGER FOOTBOARD PANS – GLOSS BLACK, CONTEMPORARY STYLE



E. TRADITIONAL STYLE PASSENGER FOOTBOARD PANS – CHROME



F. SWEEP WING PASSENGER FOOTBOARD PANS – CHROME SMOOTH



G. HALF-MOON PASSENGER FOOTBOARD PANS – GLOSS BLACK



H. ROAD KING CLASSIC PASSENGER FOOTBOARD COVERS



I. CONCHO PASSENGER FOOTBOARD COVERS



J. HARLEY-DAVIDSON SCRIPT PASSENGER FOOTBOARD COVERS

TOURING & TRIKE 239

Foot Controls

G. HALF-MOON PASSENGER FOOTBOARD PANS AND INSERTS
Styled to match the Half-Moon Rider Footboards, these classic passenger footboards add both style and comfort to your nostalgic ride. Available in mirror-finish chrome or gloss black finish, the kit includes left and right footboard pan and vibration-isolation footboard inserts. Model-specific footboard mounts are sold separately.

Fits '06-'17 Dyna®, '00-later Softail® (except FXDRS, FXFB and FXFBS) and '86-later Touring models equipped with passenger footboard supports. Does not fit Trike models.

50810-08 Gloss Black.

H. ROAD KING® CLASSIC PASSENGER FOOTBOARD COVERS
The latest in the family of Road King® Classic-inspired accessories, this chrome-plated steel footboard cover features a chrome die-cast Road King Classic medallion with black accents and a stylish leather accent piece. Mounting hardware included.

50246-00
Fits '06-'17 Dyna, '86-'17 FL Softail and '87-later Touring and Trike models equipped with traditional D-shaped aluminum passenger footboards.

I. CONCHO PASSENGER FOOTBOARD COVERS
Heritage Softail® Classic model-inspired conchos make these covers look great whether footboards are up or down.

50193-96
Fits '06-'17 Dyna, '86-'17 FL Softail and '87-later Touring and Trike models equipped with traditional D-shaped aluminum passenger footboards.

J. HARLEY-DAVIDSON SCRIPT PASSENGER FOOTBOARD COVERS
These easy-to-install chrome covers are formed to fit over the stock footboard pan to add a touch of style to the profile of your bike. The simple, clean design features a deep embossed Harley-Davidson script for a finishing touch. Kit includes chrome mounting hardware.

50782-91
Fits '06-'17 Dyna, '86-'17 FL Softail and '87-later Touring and Trike models equipped with traditional D-shaped aluminum passenger footboards.

240 TOURING & TRIKE

Engine Guards

A. MUSTACHE ENGINE GUARD*

Combine classic shape and modern function for a unique twist on engine protection. The flow of this engine guard complements the bike's traditional style while the gracefully curved upper section incorporates highway pegs into the shape. The integrated rubber pads offer a comfortable and slip-resistant cushion for your feet while traveling the open road. One-piece engine guard kit includes all required mounting hardware.

Fits '09-later Touring and Trike models (except Road Glide®, '23-later FLHXSE and '24-later FLHX). Does not fit models equipped with fairing lowers. '15-later FLRT models require the separate purchase of Bracket P/N 45700054. '10-'11 FLHXXX models require the separate purchase of Bracket P/N 83865-09.

49155-09B	Chrome.
49442-10A	Gloss Black.

Fits '97-'08 Touring models (except Road Glide). Does not fit models equipped with fairing lowers.

49155-05B	Chrome.
------------------	---------

B. ENGINE GUARD – CHROME*

Protect your bike without sacrificing ground clearance or style. The one-piece engine guard is designed to complement the lines of the motorcycle, and the bright chrome finish adds the perfect finishing touch.

49184-09A
Fits '09-later Touring except ('18-later FLTRXSE, '21-later FLTRXS, '22-later FLTRXST, '23-later FLTRT and FLHXSE and '24-later FLHX, FLTRX, and FLTRXSTSE) and Trike models. '15- later FLRT models require the separate purchase of bracket P/N 45700054. '10-'11 FLHXXX models require the separate purchase of Bracket P/N 83865-09.

C. ENGINE GUARD – GLOSS BLACK*

Protect your bike without sacrificing ground clearance or style. The one-piece engine guard is designed to complement the lines of the motorcycle, and the black finish adds the perfect finishing touch. Before the tough black powder coat finish is applied, these engine guards get an extra layer of protection from an E-Coat dip. So go on and install Engine Guard Mount Footpegs because this finish will go the distance.

49050-09A
Fits '09-later Touring and Trike models (except '18-later FLTRXSE, '21-later FLTRXS or '22-later FLTRXST). '15- later FLRT models require the separate purchase of bracket 45700054, '10-'11 FLHXXX models require the separate purchase of Bracket P/N 83865-09. Does not fit '23-later FLTRT and FLHXSE, '18-later FLTRXSE, '21-later FLTRXS, '22-later FLTRXST and '24-later FLHX, FLTRX, and FLTRXSTSE models.

46549-03	Fits '97-'08 Touring models.
-----------------	------------------------------



A. MUSTACHE ENGINE GUARD – CHROME



A. MUSTACHE ENGINE GUARD – GLOSS BLACK



B. ENGINE GUARD – CHROME



C. ENGINE GUARD – GLOSS BLACK



D. FLAT-OUT BAR – BLACK*



E. CHOPPED ENGINE GUARD – CHROME
(49000105A SHOWN)



F. CHOPPED ENGINE GUARD – GLOSS BLACK
(49000117A SHOWN)

TOURING & TRIKE 241

Engine Guards

D. FLAT-OUT BAR – BLACK*

Get tip-over protection with sleek low-profile West Coast performance style, without "old school" hoops. Provides limited cosmetic vehicle protection to the front of the motorcycle in a low-speed tip-over event. Features end caps with Harley-Davidson logo and are easy to replace in event of low-speed tip-over.

49000242 Black..
Fits '14-later Touring models. '14-'22 Road Glide® models require additional purchase of fairing support P/N 49000274. Stock on '24-later FLTRSXTSE.

Also available:
ROAD GLIDE FAIRING SUPPORT KIT
Required for installation of P/N 49000242.
49000274
Fits '14-22 Road Glide models..

E. CHOPPED ENGINE GUARD*

Create a sleek, slammed look on your custom bagger with the Chopped Engine Guard. This guard offers a slim, low-profile design that retains function while delivering a unique styling twist. The upper mounts connect midway up the downtube, 11" lower than the stock guard. The minimalistic look reduces the visual mass of the bike, while the mounting point lowers the bike's visual center of gravity. The 1.25" Engine Guard features a slightly forward sweep that provides plenty of room around the brake and shift levers. Easy to install.

Fits '14-later Touring models (except Road Glide, '23-later FLHXSE, '24-later FLHX and models equipped with fairing lowers).

49000105A	Chrome.
49000114A	Gloss Black.

Fits '15-'23 Road Glide models (except '23-later FLTRXSE and models equipped with fairing lowers). Kit includes replacement black fairing mount brackets.

49000235	Chrome.
49000117A	Gloss Black.

F. ENGINE GUARD MOUNTING BRACKET – GLOSS BLACK

This bracket locates the steering damper and clutch cable mount when an engine guard is mounted on a FLRT model.

45700054
Fits '15-later FLRT models.



***WARNING:** Engine guards may provide limited leg and cosmetic vehicle protection under unique circumstances (fall over while stopped, very low speed slide). They are not made nor intended to provide protection from bodily injury in a collision with another vehicle or any other object.



***WARNING:** Do not use engine guard footpegs under normal stop and go operating conditions. Doing so could result in death or serious injury.



***WARNING:** Do not use highway pegs under normal stop and go operating conditions. Doing so could result in death or serious injury.



***WARNING:** Engine guards may provide limited leg and cosmetic vehicle protection under unique circumstances (fall over while stopped, very low speed slide). They are not made nor intended to provide protection from bodily injury in a collision with another vehicle or any other object.



***WARNING:** Do not use engine guard footpegs under normal stop and go operating conditions. Doing so could result in death or serious injury.



***WARNING:** Do not use highway pegs under normal stop and go operating conditions. Doing so could result in death or serious injury.

242 TOURING & TRIKE

Suspension

PREMIUM ADJUSTABLE
PERFORMANCE SUSPENSION

Step up to the ultimate in handling and ride quality. Screamin' Eagle®/Öhlins® Remote Reservoir Rear Shocks for Harley-Davidson® Touring models were designed for Screamin' Eagle® Factory Team race bikes and it's what the Wymans had on their Road Glide® Special motorcycles. Fully adjustable for preload and compression/rebound damping, with a remote reservoir for optimal performance and style. Use these shocks to dial in your ideal combination of handling and ride, for the street or the track. Ride like a winner.



1 COMPRESSION
ADJUSTER

Fine-tunes suspension to control the upward wheel movement when hitting a bump
Adjusts the speed at which the suspension compresses
Critical for balancing ride quality and suspension bottoming

4 REMOTE RESERVOIR

Remote reservoir keeps the shock oil cooler to maintain damping performance
Internal bladder separates the oil from the nitrogen gas to reduce cavitation during aggressive riding

2 REBOUND ADJUSTER

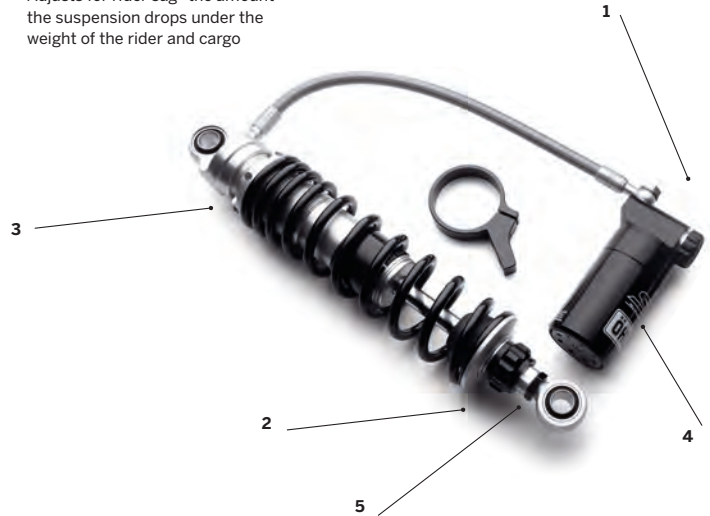
Fine-tunes the downward wheel movement after riding over bumps or potholes
Adjusts the speed at which the suspension returns from extension
Critical for balancing ride quality and suspension bounce

3 PRELOAD ADJUSTER

Critical to setting the proper suspension travel to soak up large potholes and absorb large bumps
Adjusts for rider sag—the amount the suspension drops under the weight of the rider and cargo

5 LENGTH

The shock length is adjustable from +8mm or -2mm over the standard height.



TOURING & TRIKE 243

Suspension

A. SCREAMIN' EAGLE®/ÖHLINS® REMOTE RESERVOIR
REAR SHOCKS

- Upgrade to Screamin' Eagle® Factory Race Team suspension with these performance rear shocks. These high-performance rear shocks for Touring models were designed with Öhlins® specifically for Screamin' Eagle® Factory Team race bikes. Now you can experience the ultimate in handling and ride quality with these Screamin' Eagle®/Öhlins® Remote Reservoir Rear Shocks. These mono tube remote reservoir shocks are completely adjustable to match your riding style. Set the sag with the adjustable preload then fine tune the response with adjustable compression and rebound damping. These shocks perform great and add a performance style with a remote reservoir and exposed adjusters.
- Get a perfect factory fit. Reservoir brackets are designed to accommodate all Harley-Davidson® accessories
 - Expertly tuned by Ohlins and Screamin' Eagle for the aggressive performance bagger rider in mind
 - Preload setting on both shocks allows suspension adjustment based on rider, passenger, and gear weight for optimal performance
 - No tools required for compression and rebound damping adjustments so changes can be made quickly and easily
 - High-performance style: Exposed remote reservoirs with stainless steel lines and Screamin' Eagle/Öhlins branding
 - Progressive rate springs stiffen quickly for improved control when you pick up the pace
 - Standard Height with +8/-2 mm of length adjustment
 - High-pressure nitrogen gas-charged design resists heat fading
 - Low-friction shaft/seal head design for smooth performance
 - 36mm piston diameter
 - Includes billet aluminum preload adjustment tool

Fully serviceable and rebuildable

Fits '14-later Touring models (except FLHTKL, FLHTCUL, '23-later FLHXSE, FLTRXSE and '24-later FLHX, FLTRX and '24 FLTRXSTSE).

54000193



A. SCREAMIN' EAGLE®/ÖHLINS® REMOTE RESERVOIR REAR SHOCKS



A. SCREAMIN' EAGLE®/ÖHLINS® REMOTE RESERVOIR REAR SHOCKS

244 TOURING & TRIKE

Suspension

A. PREMIUM RIDE SINGLE CARTRIDGE FORK KIT ^{1,2}
The Cartridge Fork Kit complements the Premium Ride Hand-Adjustable Rear Shocks by providing a balanced suspension system capable of delivering superior ride characteristics. The front fork kit improves resistance to front brake dive, improves cornering and enhances bottoming control. The kit includes fork pipes, cartridges, fork bolts, main springs and oil seals. Available in Standard Ride Height and Low Ride Height versions.

45500158 Standard-Height.
Fits '14-'16 Touring models. Does not fit Trike models.

45500157 Low-Profile.
Fits '14-'16 Touring models. Does not fit Trike models. Stock on '15-'16 FLHTCUL and FLHTKL models. Must only be installed on vehicles equipped with lowered rear shocks.

B. PROFILE® LOW TOURING FRONT SUSPENSION ^{1,2}
Original Equipment on the Electra Glide® Ultra Low model, this front suspension kit reduces the front fork length by over .7", reducing seat height and delivering a closer to the pavement riding experience. This Profile® Low front suspension utilizes Dual Bending Valve technology to preserve original ride quality, and features springs that are wound to allow a compliant, yet controlled ride. When paired with the required Low-Profile Hand-Adjustable Rear Suspension, the overall ride height is reduced, providing a rider with a short inseam additional confidence when stopped or maneuvering a vehicle in a parking lot. The kit includes two fork springs, two damper tubes, jiffy stand mount, seals and hardware.


45400218
Fits '17-Later Touring models equipped with lowered rear shocks (except FLHTKL, '18-later FLTRXSE, '23-later FLHXSE, FLTRXSE, '24-later FLHX, FLTRX and '24 FLTRXSTSE models). Does not fit Trike models. FLHR, FLHRC, FLHTCU, FLHTK, FLHTKSE, FLHXST, FLTRU, FLTRK, FLTRKSE and FLTRXST models require installation of lowered rear shocks. Does not fit with 21" wheels.


C. PREMIUM RIDE FRONT FORK KIT – TRIKE MODELS
This Front Fork Kit provides improved handling performance by keeping the tire in contact with the road surface and features the Showa® Dual Bending Valve technology. This technology increases the dampening control of the fork, equaling the finest in both comfort and control for Trike riders.

45400219
Fits '14-'18 FLHTCUTG models. Original Equipment on '19-later models.

D. PREMIUM RIDE DOUBLE CARTRIDGE FORK KIT ¹
The Double Cartridge Fork Kit complements the Premium Ride Hand-Adjustable Rear Shocks by providing a balanced suspension system capable of delivering superior ride characteristics. The front fork kit improves resistance to front brake dive, improves cornering and enhances bottoming control. The kit includes fork pipes, cartridges, fork bolts, main springs and oil seals.

45500106 Standard-Height.
Fits '09-'13 Touring models. Does not fit Trike models.

 **¹WARNING:** Installation of any accessory suspension components may affect cornering clearance and jiffy stand operation. This could distract the rider, causing loss of control and death or serious injury.

 **²WARNING:** The Profile Low Front Suspension cannot be used independently and must be used with the appropriate lowered rear suspension kit. Installation of any accessory suspension components may affect cornering clearance and jiffy stand operation. This could distract the rider, causing loss of control and death or serious injury.



A. PREMIUM RIDE SINGLE CARTRIDGE FORK KIT



B. PROFILE LOW TOURING FRONT SUSPENSION



C. PREMIUM RIDE FRONT FORK KIT – TRIKE MODELS



D. PREMIUM RIDE DOUBLE CARTRIDGE FORK KIT



E. PREMIUM RIDE HAND-ADJUSTABLE TOURING SHOCKS



F. PREMIUM RIDE HAND-ADJUSTABLE TOURING SHOCKS – LOW



G. PROFILE LOW TOURING AIR SHOCKS*



H. ANALOG TOURING SUSPENSION AIR PUMP

TOURING & TRIKE 245

Suspension

E. PREMIUM RIDE HAND-ADJUSTABLE TOURING SHOCKS*
Experience the ultimate in superior ride quality with these Premium Touring Shocks. These shocks utilize a single tube, nitrogen charged emulsion design. The design offers enhanced compression and rebound damping compared to the Original Equipment-style air adjustable shocks. This provides a controlled yet plush ride with much less bottoming. Larger chambers (40mm diameter pistons and 14mm rods) allow these shocks to react more quickly to impacts. This keeps the tires tracking while minimizing harshness transmitted through the frame. A simple knob behind the left saddlebag allows the rider to conveniently modify the spring preload via a hydraulic adjuster. Available in Standard Ride Height and Low Ride Height versions.

54000008 Standard-Height.
Fits '09-'16 Touring models (except models equipped with lowered front ends).

54000091 Low-Profile.
Fits '09-'16 Touring models. Does not lower '09-'16 FLHX, FLTRX, and '09 FLTRSE models. Stock on FLHTCUL, FLHTKL, FLHXS, FLTRXS, '13 FLHRSE, '10-'12 FLHXSE, '15-'16 FLHXSE, and '12-'13 FLTRXSE models.

F. PREMIUM RIDE HAND-ADJUSTABLE TOURING SHOCKS – LOW*
Original Equipment on the Ultra Limited® Low model, this low-profile rear suspension system is engineered to minimize ride height while maximizing comfort for the rider and passenger. Featuring a single tube, nitrogen charged emulsion design, these shocks deliver enhanced compression and rebound damping for a controlled and comfortable ride with much less bottoming. The shocks feature large chambers that allow the suspension to react quickly to impacts, keeping the tires tracking while minimizing harshness transmitted through the frame. A simple knob behind the left saddlebag permits adjustment of the spring preload to adapt for light or heavy load. Installation of this low profile rear suspension reduces seat height by .75" to deliver a confidence-inspiring shorter reach to the ground. Kit includes left and right rear shocks.


54000159
Fits '17-later FLHR, FLHRC, FLHTCU, FLHTK, FLHTKSE, FLHXST, FLTRK, FLTRKSE, FLTRU and FLTRXST models.

G. PROFILE® LOW TOURING AIR SHOCKS*
Lower the seat height of your Touring model without compromising the ride. The Profile® Low Touring Shocks have been re-valved for a comfortable ride while lowering the seat height by up to .75". The kit maintains the air adjustability feature of the stock shocks.

54635-09
Fits '09-'16 Touring models. Does not lower '09-'16 FLHX, FLHXS, FLTRX, FLTRXS, FLHTCUL, FLHTKL, FLHRSE, FLTRSE and FLTRXSE models. Does not fit Trike models.

H. ANALOG TOURING SUSPENSION AIR PUMP
Aluminum housing is compact, lightweight and durable, and fits easily into your bag for on-the-road adjustments. The high-quality 0-60 psi gauge ensures accurate air pressure.

54630-03A
For use with Touring air suspension components.

 **¹WARNING:** Installation of any accessory suspension components may affect cornering clearance and jiffy stand operation. This could distract the rider, causing loss of control and death or serious injury.

246 TOURING & TRIKE

Front Forks

A. LOWER FORK SLIDERS – CHROME

Competitively priced, these chrome-plated Lower Fork Sliders give your bike upfront style. To ensure proper fitment and function, these sliders are manufactured from Original Equipment components. A perfect addition during the installation of Premium Ride or Profile® Low Front suspension components, the kit features polished, triple chrome-plating.

45500171

Fits '14-later Touring models (except '23-Later FLHXSE, FLTRXSE, '24-later FLHX, FLTRX and '24 FLTRXSTSE models). Does not fit Trike.

45500200

Fits '14-later Trike models.

45500167

Fits '00-'13 Touring models.

B. LOWER FORK SLIDERS – GLOSS BLACK

These gloss black coated sliders are the ultimate extension of your bike's "dark side" and make a perfect custom addition to your blacked-out ride. Manufactured to Original Equipment specifications, the durable black coating is a great match to other H-D® black components. A perfect addition during the installation of Premium Ride or Profile Low front suspension components, this includes right and left sliders.

45500172B

Fits '14-later Touring models (except '23-Later FLHXSE, FLTRXSE, '24-later FLHX, FLTRX and '24 FLTRXSTSE models). Does not fit Trike.

46546-03

Fits '00-'13 Touring models.



A. LOWER FORK SLIDERS – CHROME



B. LOWER FORK SLIDERS – GLOSS BLACK



C. FRONT END KIT – CHROME '14-LATER MODELS



D. FRONT END KIT – GLOSS BLACK '14-LATER MODELS



E. UPPER FORK SLIDER COVERS – CHROME



F. UPPER FORK SLIDER COVERS – GLOSS BLACK



G. TIE-DOWN BRACKETS – BLACK



G. TIE-DOWN BRACKETS – CHROME

TOURING & TRIKE 247

Front Forks

C. FRONT END KIT – CHROME

The front forks on a Harley-Davidson® motorcycle set the tone for the bike, and can lead the way to a full-bore custom statement. So start customizing by adding chrome where it will have the most noticeable impact on the overall look of the bike: the front end. A perfect addition during the installation of Premium Ride or Profile® Low Front suspension components. This package includes components necessary to completely chrome the front forks and includes Chrome Fork Sliders, Chrome Upper Fork Slider Covers and Classic Chrome Front Axle Nut Covers (kit components vary depending on model).

45800037

Fits '14-later Touring models. (except '23-Later FLHXSE, FLTRXSE, '24-later FLHX, FLTRX and '24 FLTRXSTSE models).

D. FRONT END KIT – GLOSS BLACK

Lead the way to the dark side. This complete blacked-out Front End Kit includes all the major components required to convert the Original Equipment satin-finished front end to a dark custom style. A perfect addition during the installation of Premium Ride or Profile Low Front suspension components. This package includes Gloss Black Fork Sliders, Gloss Black Upper Fork Slider Covers, Gloss Black Front Axle Nut Covers and Gloss Black Outer Fairing Skirt.

45800038B

Fits '14-later Touring models (except Road King® and Road Glide® models and '23-later FLHXSE and '24-later FLHX models) Does not fit Trike models.

E. UPPER FORK SLIDER COVERS – CHROME

Brilliant chrome accents for the upper fork legs. Perfect for finishing off that chromed front end look. When used with H-D® Genuine Motor Accessory Chrome Lower Fork Sliders, you've got a front end that's completely chromed and an appearance that's utterly impressive.

45600022

Fits '14-later Touring (except '23-later FLHXSE and FLTRXSE and '24-later FLHX, FLTRX and FLTRXSTSE) and Trike models..

45963-97

Fits '49-'84 FL, '86-'17 FLS, FLSS, FLST, FLSTC, FLSTF (except '07), FLSTFB, FLSTFBS and FLSTN and '80-'13 Touring and Trike models. Stock on FLSTNSE and FLSTSE models.

F. UPPER FORK SLIDER COVERS – GLOSS BLACK

The classic Harley-Davidson® motorcycle color is black. It shows your attitude, your feelings and your desire to be different from the rest. These gloss black accessories are the ultimate extension of the Harley-Davidson philosophy. Manufactured from Original Equipment components, these parts provide superior fit and finish.

45600023

Fits '14-later Touring (except '23-later FLHXSE and FLTRXSE and '24-later FLHX, FLTRX and FLTRXSTSE) and Trike models.

45591-02

Fits '49-'84 FL, '86-'17 FLS, FLSS, FLST, FLSTC, FLSTF (except '07), FLSTFB, FLSTFBS, FLSTNSE and FLSTN, '10-'12 FLSTSE and '80-'13 Touring and Trike models.

G. TIE-DOWN BRACKETS

Simplify the process of securing your bike to a trailer or bike lift. These stylish black Tie-Down Brackets mount cleanly to the front fork cover and offer a secure method to connect tie-down straps. Moving the tie-down point from the handlebar to the triple-tree area reduces wear on the handlebar bushings and ensures a consistent easy-to-access mounting point. Includes mounting hardware.

Fits '23-later FLHXSE and '24-later FLHX.

93500036 Black.

93500033 Chrome.

Fits '14-'23 Street Glide® models (except '23+ FLHXSE). Does not fit Trike models.

93500030 Black.

248 TOURING & TRIKE

Suspension Trim & Brakes

A. FRONT FORK AIR BAFFLE – CHROME

Deflect the cold night wind rushing between the fork tubes of your Touring model. This stylish chrome air baffle replaces the Original Equipment black baffle on '00-earlier models. Includes chrome mounting hardware.

58520-79TC
Fits '80-'13 FLHR, FLHT, FLHX and FLT models.
Does not fit Trike models.

B. BRAKE CALIPER KIT – RED

Dress your bike in the latest high-performance look. Brilliant red calipers make a powerful visual statement, and set your bike apart from the ordinary. Manufactured from Original Equipment components for proven performance, these calipers will add a stylish touch to the stock bike, or add the perfect finish to a complete custom equipped with chrome or blacked-out wheels, rotors and fork sliders.

41300116 Front – Dual Disc.
Fits '06-'17 VRSC™, '08-later Touring and '09-'13 and '19-later Trike models. Brake pads sold separately. Does not fit '23-Later FLHXSE, FLTRXSE and '24 FLTRXSTSE models.

C. BRAKE CALIPER KIT – CHROME

Add the shine of chrome to your bike with these highly polished Chrome Brake Caliper Kits. Manufactured from Original Equipment components for proven performance, these calipers are a great addition to the stock bike, or add the finishing touch to a complete custom equipped with chrome wheels, rotors and fork sliders.

42012-06A Front – Dual Disc.
Fits '06-'17 VRSC, '08-later Touring and '09-'13 and '19-later Trike models. Brake pads sold separately. Does not fit '23-Later FLHXSE, FLTRXSE and '24 FLTRXSTSE models.

D. CALIPER SCREEN INSERT – CHROME

These chrome-plated Caliper Inserts replace the Original Equipment satin-finish screens featured on Brembo® brake calipers. Easy pop-in installation. Sold individually.

42054-05 Front.
Fits '18-later Softail®, '17-later Touring (except '23-later FLHXSE and FLTRXSE and '24-later FLHX, FLTRX and FLTRXSTSE) and '04-'22 XL models.

E. CALIPER SCREEN INSERT – GLOSS BLACK

Complete the blacked-out transformation. Gloss black inserts replace the satin-finish screens featured on Harley-Davidson® Original Equipment Brembo® brakes, and add a rich complement to the wrinkle black caliper finish. Easy pop-in installation. Sold individually.

41300154 Front.
Fits '18-later Softail®, '17-later Touring (except '23-later FLHXSE and FLTRXSE and '24-later FLHX, FLTRX and FLTRXSTSE) and '04-'22 XL models.

F. FRONT WHEEL SPACERS – CHROME

There's always more room for chrome with these highly polished chrome wheel spacers. They are manufactured to the Original Equipment tolerances, so you get exact product fitment and quality.

41371-08 Domed.
Fits '08-later Touring models with ABS brakes.

G. FRONT WHEEL SPACERS – GLOSS BLACK

It is all in the details. Complete your total front end with these wheel spacers in gloss black. Manufactured to the Original Equipment tolerances, they deliver the exact fitment and custom shine.

42400016 Domed.
Fits '08-later Touring models with ABS brakes.




A. FRONT FORK AIR BAFFLE – CHROME



B. FRONT BRAKE CALIPER KIT – RED (41300116 SHOWN)



C. FRONT BRAKE CALIPER KIT – CHROME (42012-06A SHOWN)



D. CALIPER SCREEN INSERT – CHROME



E. CALIPER SCREEN INSERT – GLOSS BLACK



F. FRONT WHEEL SPACERS – CHROME, DOMED



G. FRONT WHEEL SPACERS – GLOSS BLACK, DOMED



H. FORK AXLE RETAINER NUT KIT – CHROME



I. CUSTOM CALIPER BOLT COVER KIT – (40955-05 SHOWN)



J. BLEEDER SCREW



K. BRAKE CALIPER INSERTS



L. BRAKE CALIPER TRIM DISCS

TOURING & TRIKE 249

Brake Trim

H. FORK AXLE RETAINER NUT KIT – CHROME

It's the details that count. Complete the chrome transformation by adding this finishing touch to your chrome fork sliders. This Axle Retainer Nut Kit includes the stylish chrome-plated nuts and chrome lockwashers necessary to replace the stock hardware.

45813-03
Fits '91-'05 FXDWG, '86-'07 FLST, FLSTC, FLSTF and FLSTN, '91-'07 FXST and FXSTB and '84-'13 Touring and Trike models.

Also available:
FORK SLIDER DRAIN SCREW KIT – CHROME
It's the details that count. Complete the chrome transformation by adding this finishing touch to your chrome fork sliders. This Fork Slider Drain Screw Kit includes two chrome-plated drain screws and the seals required to replace the stock hardware.

45848-03
Fits '93-'05 FXDWG, '87-'17 Softail® (except Springer™, FXCW, FXCWC, FXSB, FXSBSE, FXSE and FXSTD) and '87-'13 Touring and Trike models.

I. CUSTOM CALIPER BOLT COVER KIT

Cover your 12-point caliper bolts in chrome. These easy-to-install chrome covers are held firmly in place with a steel spring clip, and are styled to match the Chrome Rocker Box Bolt and Headbolt Covers.

40955-05 Four Large and Two Small Covers.
Fits '00-later front brake calipers (except Springer, '06-later VRSC™, '04-'22 XL, '15-later XG, '16-'17 FXDLS, '18-later Softail, '08-later Touring and Trike and models equipped with caliper covers). Also fits rear calipers on '06-'17 Softail models (except FXCW and FXSE).

40959-05 Three Large and Two Small Covers.
Fits '00-later rear brake calipers (except Springer, '06-later VRSC, '04-'22 XL, '15-later XG, '16-'17 FXDLS, '18-later Softail, '08-later Touring and Trike and models equipped with caliper covers). Also fits rear calipers on '06-'17 Softail models (except FXCW, FXSE).

J. 1. BRAKE BLEEDER SCREW COVER

This cover adds chrome to the unfinished bleeder valve on all stock H-D® calipers. Package of two.

43834-98
Fits '84-later stock calipers (except XG and XR models).

K. BRAKE CALIPER INSERTS

Easy-to-install inserts add a finishing touch to the front and rear brake calipers. Select a style that follows your custom direction. Self-adhesive backing.

Fits '00-later front and rear brake calipers on all models (except Springer front, '06-later VRSC, '15-later XG, '04-'22 XL, '18-later Softail rear caliper, and '08-later Touring and Trike).

1. 44477-99 Classic Chrome.
2. 44476-99 Harley-Davidson Script.

L. BRAKE CALIPER TRIM DISCS

Available in 1.375" and 1.75" diameters to accommodate front and rear calipers on most '99-earlier models, and front calipers on '00-later Springer models. Easy to install.

1. 99661-92T Gold Live to Ride – 1.375" Diameter.
1. 99663-92T Gold Live to Ride – 1.75" Diameter.

250 TOURING & TRIKE

Front Axle Nut Covers

FRONT AXLE NUT COVERS

Cover the front axle in style. Available in your choice of styles, these custom Axle Nut Covers look great with Original Equipment satin-finish fork sliders or add the finishing touch to a complete chrome or blacked-out front end. Easy to install kits include all necessary mounting hardware. Sold in pairs.

Fits '02-'11 VRSC™ (except VRSCF and VRSCR), '15-later XG, '08-later XL, '08-'17 Dyna®, '07-later Softail® (except Springer™, FLSTNSE, FXCW, FXCWC, FXSB, FXSBSE, FXSE, FXST-Aus, and FXSTD) and '08-later Touring (except '23-later FLHXSE and FLTRXSE and '24-later FLHX, FLTRX and FLTRXSTSE) and Trike models. '18-later FLDE, FLFB, FLFBS, FLHC, FLHCS, FLSB, FLSL, FXBB, FXBR, FXBRS, FXLR and FXST models require separate purchase of Front Axle Adapter Kit P/N 43000090. '22-later FXLRST, '20-later FXLRS, '19-later FXDRS and '18-later FXFB and FXFBS models require separate purchase of Front Axle Adapter Kit P/N 43000159.

A. DOMINION™ COLLECTION FRONT AXLE NUT COVERS

Express your bold, renegade attitude. The machined aluminum Dominion™ Collection Front Axle Nut Covers add style to the front of the bike and are the perfect complement to other Dominion Collection accessories.

43000124 Gloss Black.

B. MACHINE CUT FRONT AXLE NUT COVERS

Add some edgy custom detail to the front end and express big attitude with contrasting style.

43000212 Black Machine Cut.

C. CHROME FRONT AXLE NUT COVERS

44117-07A Die-cast.

44116-07A Billet.

D. GLOSS BLACK FRONT AXLE NUT COVERS

43000026 Die-cast.

43428-09 Billet.

E. ALUMINATOR® FRONT AXLE NUT COVERS

Chrome-plated billet aluminum axle covers feature a classic Bar & Shield logo insert. Includes all necessary mounting hardware for easy installation.

44114-07



A. DOMINION FRONT AXLE NUT COVERS – GLOSS BLACK



F. H-D MOTOR CO. LOGO FRONT AXLE NUT COVERS – GLOSS BLACK



G. H-D MOTOR CO. LOGO FRONT AXLE NUT COVERS – CHROME



B. MACHINE CUT FRONT AXLE NUT COVERS



C. CHROME FRONT AXLE NUT COVERS



H. WILLIE G SKULL FRONT AXLE NUT COVERS – GLOSS BLACK



H. WILLIE G SKULL FRONT AXLE NUT COVERS – CHROME



D. GLOSS BLACK FRONT AXLE NUT COVERS



E. ALUMINATOR FRONT AXLE NUT COVERS



I. CHROME FRONT AXLE NUT COVERS



J. H-D MOTOR CO. LOGO FRONT AXLE NUT COVERS

TOURING & TRIKE 251

Front Axle Nut Covers

FRONT AXLE NUT COVERS

Fits '02-'11 VRSC™ (except VRSCF and VRSCR), '15-later XG, '08-later XL, '08-'17 Dyna®, '07-later Softail® (except Springer™, FLSTNSE, FXCW, FXCWC, FXSB, FXSBSE, FXSE, FXST-Aus, and FXSTD) and '08-later Touring (except '23-later FLHXSE and FLTRXSE and '24-later FLHX, FLTRX and FLTRXSTSE) and Trike models. '18-later FLDE, FLFB, FLFBS, FLHC, FLHCS, FLSB, FLSL, FXBB, FXBR, FXBRS, FXLR and FXST models require separate purchase of Front Axle Adapter Kit P/N 43000090. '22-later FXLRST, '20-later FXLRS, '19-later FXDRS and '18-later FXFB and FXFBS models require separate purchase of Front Axle Adapter Kit P/N 43000159.

F. H-D MOTOR CO. LOGO FRONT AXLE NUT COVERS – GLOSS BLACK

Cover the front axle in style. Drenched in gloss black and trimmed with deep cut, silver-filled Harley-Davidson Motor Co. lettering, these Axle Nut Covers are an aggressive twist on a classic style. The covers look great with Original Equipment satin-finish fork sliders or are the perfect finishing touch to complete a blacked-out front or rear end. These easy-to-install kits include all necessary mounting hardware. Sold in pairs.

43000177 Gloss Black.

G. H-D MOTOR CO. LOGO FRONT AXLE NUT COVERS – CHROME

Die-cast, chrome-plated covers feature the Harley-Davidson Motor Co. logo in black. Includes Allen®-head set screws and wrench for easy installation.

44148-07A

H. WILLIE G SKULL FRONT AXLE NUT COVERS

Penned at the hand of Willie G, the famous Skull Collection adds a little attitude to your ride. Completely drenched in black or chrome with black filled accents, the raised skull and surrounding Harley-Davidson Motorcycle script adds a subtle ominous touch to your ride. The Axle Nut Covers are easy to install and include all necessary mounting hardware. Sold in pairs.

43000096 Black.

43163-08A Chrome.

I. CHROME FRONT AXLE NUT COVERS

Fits '04-'07 Dyna (except '07 FXDSE and '04-'05 FXDWG) and '00-'07 Touring models.

43062-04 Chrome – Die-cast.

43061-04 Chrome – Billet.

Fits '88-'07 XL, '91-'03 FXD, FXDX, FXDXT, FXDL, FXDS-CONV, '93-'05 FXDWG, '88-'07 FXR, '87-later FLXR, FXRS-SP and FXWG, '84-'06 Softail (except Springer and FXSTD) and '80-'99 Touring models.

43899-86A Chrome – Die-cast.

J. H-D MOTOR CO. LOGO FRONT AXLE NUT COVERS

43063-04

Fits '04-'07 Dyna (except '07 FXDSE and '04-'05 FXDWG) and '00-'07 Touring models.

43864-96

Fits '88-'07 XL, '91-'03 FXD, FXDX, FXDXT, FXDL, FXDS-CONV, '93-'05 FXDWG, '88-'07 FXR, '87-later FLXR, FXRS-SP and FXWG, '84-'06 Softail (except Springer and FXSTD) and '80-'99 Touring models.

252 TOURING & TRIKE

Chassis Trim

A. OIL COOLER COVER

Dress the Touring oil cooler in style. This Oil Cooler Cover is designed to hug the contours of the cooler body and does not interfere with the engine guard or voltage regulator. The forward-facing mesh screen adds a custom touch, and protects the oil cooler fins from road debris without disturbing the airflow across the surface. Available in your choice of chrome or gloss black finish, the easy-to-install cover kit includes all required mounting hardware.

Fits '17-later FLHR, FLHRC, FLHT, FLHX, FLHXS, FLHXST, FLTRX, FLTRXS and FLTRXST models. Does not fit models equipped with fairing lowers. Does not fit with Fan-Assisted Oil Cooler P/N 62700204 or Bolt-On Oil Cooler Fan P/N 26800195. Does not fit '24-later FLHX and FLTRX models.

25700633	Chrome.
25700634	Gloss Black.

Fits '11-'16 Touring and Trike models (except models equipped with Twin-Cooled™ engines).

63121-11A

B. FORGED CARBON FIBER CONSOLE

Forged Carbon Fiber accessories are lightweight and give your bike an exciting new performance look. Each component is formed of chopped carbon fibers infused with resin in a compression mold under high pressure. There is no distinct pattern as the fibers are oriented entirely randomly, so each finished Forged Carbon Fiber part is unique. Complements other lightweight Forged Carbon Fiber accessories, including Screamin' Eagle® Extreme Flow Titanium Slip-On Mufflers.

70901157

Fits '23-later FLHXSE and FLTRXSE, and '24-later FLHX, FLTRX, and FLTRXSTSE models.

C. FORGED CARBON FIBER SEAT COWL

Forged Carbon Fiber accessories are lightweight and give your bike an exciting new performance look. Each component is formed of chopped carbon fibers infused with resin in a compression mold under high pressure. There is no distinct pattern as the fibers are oriented entirely randomly, so each finished Forged Carbon Fiber part is unique. Complements other lightweight Forged Carbon Fiber accessories, including Screamin' Eagle® Extreme Flow Titanium Slip-On Mufflers. For use with solo seat configurations (or pillion removal required).

61301374

Fits '23-later FLHXSE and FLTRXSE, and '24-later FLHX, FLTRX, and FLTRXSTSE models.



A. OIL COOLER COVER – CHROME



A. OIL COOLER COVER – GLOSS BLACK



B. FORGED CARBON FIBER CONSOLE



C. FORGED CARBON FIBER SEAT COWL



D. CUSTOM REAR FENDER SYSTEM – WITH CUSTOM VIVID BLACK PAINT – '14-LATER DOMESTIC MODELS



E. FORGED CARBON FIBER FRONT FENDER

TOURING & TRIKE 253

Custom Bagger – Bodywork

D. CUSTOM REAR FENDER SYSTEM – PRIMED

This custom rear fascia and fender kit keeps the back of your bike clean, classy and simple. Originally featured on CVO™ Touring models, this kit smoothly blends the shape of the rear fender into the saddlebags and hides the saddlebag mounting structure.

Fits '14-later Touring models (except FLHRC and CVO™, and '24-later FLHX and FLTRX models). Does not fit models equipped with Saddlebag Guard Rails P/N 9020056, 90201902 or 90201903. Requires Separate purchase of Rear Tail Light P/N 67801090 (U.S. Domestic) or 67801091 (HDI). Does not fit Canada models.

59500246A

Domestic and HDI (except Canada).

Fits '14-later Canadian Touring models (except FLHT, FLHRC and CVO™, and '24-later FLHX and FLTRX models). Does not fit models equipped with Saddlebag Guard Rails P/N 90200561, 90201902 or 90201903.

59500245A

Canada.

E. FORGED CARBON FIBER FRONT FENDER

Forged Carbon Fiber accessories are lightweight and give your bike an exciting new performance look. Each component is formed of chopped carbon fibers infused with resin in a compression mold under high pressure. There is no distinct pattern as the fibers are oriented entirely randomly, so each finished Forged Carbon Fiber part is unique. Complements other lightweight Forged Carbon Fiber accessories, including Screamin' Eagle® Extreme Flow Titanium Slip-On Mufflers.

58900630

Fits '23-later FLHXSE and FLTRXSE, and '24-later FLHX, FLTRX, and FLTRXSTSE models.

254 TOURING & TRIKE

Headlamp & Fender Trim

A. STREET GLIDE® FRONT BULLET TURN SIGNAL MOUNT KIT – GLOSS BLACK

Complement the lean, stripped-down look of your Street Glide® model. Manufactured from Original Equipment components, these rich gloss black Turn Signal Mounts replace the factory-installed chrome mounts to complete the blacked-out look. The brackets serve as stylized mounting points for the Original Equipment or accessory LED bullet turn signals, and conceal the wiring for a clean, custom appearance. Kit includes left and right mounting bracket.

67800706
Fits '14-later FLHX, FLHXS and FLHXSE models. Does not fit '23-later FLHXSE and '24-later FLHX models.

B. ROAD GLIDE® FRONT BULLET TURN SIGNAL MOUNTS – GLOSS BLACK

Complete the sinister look of your Road Glide® model. Manufactured from Original Equipment components, these rich gloss black Turn Signal Mounts replace the factory-installed chrome mounts, and continue the blacked-out look. The brackets serve as stylized mounting points for the Original Equipment or accessory LED bullet turn signals, and are the perfect complement to Gloss Black Fairing Support P/N 47200278, a gloss black engine guard and gloss black front end components. Kit includes right- and left-hand mounts.

67800707
Fits '15-later Road Glide and '23 FLTRKSEANV models. Does not fit '23-later FLTRXSE, '24-later FLTRX and FLTRXSTSE models.

C. AIR WING FRONT FENDER RAIL*

Shaped by the wind, this aerodynamic front fender rail features an inverted-wing tip and support rails that complement the sweeping lines of the fender. As a stylish replacement for the traditional rubber bumper and rails, the completed installation mirrors the design of the Original Equipment fender tip and spears. The hidden hardware adds to the clean, custom appearance. The mirror chrome surface and embossed Harley-Davidson lettering finishes the look.

59600022
Fits '14-later FLHTCU, FLHTCUL, FLHTK and FLHTKL models.

D. FL TOURING CLEAN FRONT FENDER

With no holes, this fender provides the starting point for customization. Offered in primed finish and ready to bolt onto existing brackets.

59045-00B
Fits '94-'13 FLHR and '89-'13 FLHT and FLT models.



A. STREET GLIDE FRONT BULLET TURN SIGNAL MOUNT KIT – GLOSS BLACK



B. ROAD GLIDE FRONT BULLET TURN SIGNAL MOUNTS – GLOSS BLACK



C. AIR WING FRONT FENDER RAIL



D. FL TOURING CLEAN FRONT FENDER



E. VOLTAGE REGULATOR COVER – CHROME ('09-'13 MODELS SHOWN)



G. OUTER FAIRING SKIRT – GLOSS BLACK



H. ROAD GLIDE FAIRING SUPPORT KIT – GLOSS BLACK



F. TIE-DOWN BRACKETS – CHROME



G. OUTER FAIRING SKIRT – '14-LATER MODELS



G. OUTER FAIRING SKIRT – '00-'13 MODELS



TOURING & TRIKE 255

Headlamp & Fender Trim

E. VOLTAGE REGULATOR COVER – CHROME

This chrome-plated steel cover features an open-faced design to allow airflow through the voltage regulator. Chrome-plated mounting hardware included.

74538-09
Fits '09-'13 Touring (except models with oil coolers). Will not fit models equipped with a sidcar.

74543-00
Fits '97-'08 Electra Glide®, Road Glide® and Road King® (except models with oil coolers). Will not fit '07-later models equipped with a sidcar.

F. TIE-DOWN BRACKETS – CHROME

Simplify the process of securing your bike to a trailer or bike lift. These stylish chrome Tie-Down Brackets mount cleanly to the front fork cover and offer a secure method to connect tie-down straps. Moving the tie-down point from the handlebar to the triple-tree area reduces wear on the handlebar bushings and ensures a consistent easy-to-access mounting point. Just add Harley-Davidson® Ratchet Straps and Soft Hooks and you're ready to go.

93500011
Fits '14-later Street Glide® models (except '23-later FLHXSE and 24-later FLHX). Does not fit Trike models.

93500006
Fits '02-'17 FLS, FLSS, FLSTC, FLSTF, FLSTFB and FLSTFBS, '95-later FLHR, FLHRC and FLHRXS, '95-'13 FLHT, FLHTC and FLHX, '10-'13 FLHTCU and FLHTK, '10-'12 FLHXSE and '09-'12 FLHTCUSE. FLS, FLSS, FLSTF, FLSTFB and FLSTFBS models without a windshield require separate purchase of Hardware Kit P/N 91800030.

G. OUTER FAIRING SKIRT – GLOSS BLACK

Add a sinister touch to your batwing fairing. This classic gloss black skirt replaces the Original Equipment chrome or color-matched trim below the headlamp. The black skirt visually slims the fairing, and is the ideal finishing element on a blacked-out bike. Manufactured from Original Equipment components for superior fit and finish.

57100227
Fits '14-later Electra Glide®, Street Glide® and Ultra Limited® models.

46559-03
Fits '00-'13 FLHT, FLHTC, FLHTCU, FLHTK and FLHX models. Does not fit Trike models.

H. ROAD GLIDE® FAIRING SUPPORT KIT – GLOSS BLACK

Take your Road Glide motorcycle in a different direction. Easy-to-install Fairing Mount replaces the Original Equipment chrome edition, and forms a seamless gloss black transition between a black engine guard and a dark color fairing. Kit includes gloss black left and right fairing support and matching engine guard clamps.

47200278
Fits '15-later Road Glide models. Does not fit '23-later FLTRXSE and '24-later FLTRX and FLTRXSTSE models.

49000274
Rushmore Road Glide Fairing Support Kit



***WARNING:** Fender rails are decorative items only. Do not strap anything to the rails. Adding any additional weight to the front fender could adversely affect vehicle handling, causing loss of control and death or serious injury.

256 TOURING & TRIKE

Fender Trim

A. FRONT FENDER TRIM

Add a sweeping dash of chrome to the front fender. Chrome-plated tapered spear features a stepped design that accentuates the flowing fender lines. Self-adhesive backing simplifies installation.

14100618
Fits '12-'16 FLD, '86-'17 FL Softail® (except FLSTSB), '18-later Softail FLDE, FLHC and FLHCS, '84-later Touring and Trike models.

B. BAR & SHIELD LOGO FRONT FENDER SPEAR

This chrome-plated trim spear adds a sweeping dash of chrome to the front fender. Featuring a raised Bar & Shield logo set against a textured black field, this self-adhesive medallion is easy to install.

91195-04 Large.
Fits '12-'16 FLD, '86-'17 FL Softail (except FLSTSB), '18-later Softail FLDE, FLHC and FLHCS, '84-later Touring and Trike models.

C. BAR & SHIELD FENDER TIP LENS KIT

Chrome-plated polycarbonate construction features translucent Bar & Shield emblems. The kit includes front and rear lenses. Front lens features an amber Bar & Shield, rear lens features a red Bar & Shield. Quick and easy installation.

59081-96 Front and Rear.
Fits '86-'17 FLSTC, '93-'96 FLSTN and '80-'08 FLHR, FLHS, FLHT and FLT models. (Does not fit Springer™, FLHRS or FLTR models.)

D. FENDER TIP LENS KIT WITH SKULL LOGO

This chrome-plated Fender Tip Lens Kit adds a little attitude to your ride. The kit features front and rear lenses with a translucent illuminated skull silhouette. The easy-to-install kit includes an amber front lens and red rear lens.

59651-01
Fits '86-later FLSTC, '93-'96 FLSTN and '80-'08 Electra Glide®, Tour Glide™ and Road King® models (except FLHRC and FLHRS).

E. H-D® CLASSIC FENDER TIP

Stock on Road King Classic models, these nostalgic-look fender tips are also available for other models. Replaces fender lamp assembly.

59002-98 Front.
Fits '80-'13 FL, '86-'08 FLSTC, '94-'13 FLHR and '09-'13 FLHTCUTG models.

59052-98 Rear.
Fits '80-'08 FL and FLHR models and '86-'99 FLSTC models. (Does not fit FLSTF and FLTR models.)



A. FRONT FENDER TRIM KIT



B. BAR & SHIELD LOGO FRONT FENDER SPEAR



F. FRONT FENDER SKIRT – CHROME



F. FRONT FENDER SKIRT – GLOSS BLACK



C. BAR & SHIELD FENDER TIP LENS



D. FENDER TIP LENS WITH SKULL LOGO



G. FENDER SKIRT MEDALLIONS
(BAR & SHIELD SHOWN)



G. FENDER SKIRT MEDALLIONS



E. H-D CLASSIC FENDER TIP



E. H-D CLASSIC FENDER TIP



H. WILLIE G SKULL FENDER SKIRT



I. ROAD KING CLASSIC FENDER SKIRT

TOURING & TRIKE 257

Fender Trim

F. FRONT FENDER SKIRT

Designed as an easy-to-install replacement for the Original Equipment fender trim, this formed steel fender skirt features four raised accent ribs that wrap around the rear to add depth and texture. Available in your choice of mirror-finished chrome or gloss black finishes, the skirt is the perfect complement to any styling direction. And for a distinctive look, the flat side panels are the perfect spot to place your choice of self-adhesive medallions (sold separately). Kit includes mounting hardware.

Fits '14-later Touring and Tri Glide® models with Original Equipment fender skirts.

61400312	Chrome.
61400311	Gloss Black.

G. FENDER SKIRT MEDALLIONS

Personalize your fender skirts or almost any flat surface. These heavy-weight cast three-dimensional medallions add a distinctive look to your ride, and complement other available Harley® accessory collections. Self-adhesive backing holds the medallion firmly in place. Medallions are approximately 1.5" diameter. Sold in pairs.

14100747	Bar & Shield.
14100748	Classic H-D.
14100749	Willie G Skull.

H. WILLIE G SKULL FENDER SKIRT

This decorative chrome-plated fender skirt is a direct replacement for stock fender skirt. Features a three-dimensional sculptured concho with skull design set off with black accents. Mounting hardware included.

59582-02A
Fits '06 FLST, '86-'08 FLSTC, '93-'96 FLSTN, '80-'13 Touring and '09-'13 Trike models equipped with Original Equipment fender skirt.

I. ROAD KING® CLASSIC FENDER SKIRT

The latest in the family of Road King-inspired accessories, this chrome-plated steel fender skirt features four raised accent ribs and a die-cast Road King® Classic medallion in chrome with black accents. Mounting hardware included.

59005-98
Fits '80-'13 Touring and '09-'13 Trike models equipped with Original Equipment fender skirt.

258 TOURING & TRIKE

Fairing Trim

A. GAUGE TRIM KIT – CHROME
A touch of chrome makes all the difference. These classic gauge bezels take just a few minutes to install, and add the beauty of chrome to your dash. Trim rings are formed to the gauge shapes and feature peel-and-stick adhesive backing for permanent installation. No back plate is required for installation. The 4-piece kit includes two large and two small gauge bezels.

61400451
Fits '14-later Electra Glide®, Street Glide®, Ultra Limited® and Tri-Glide Models. Fits with '18-later CVO™ backplate. Does not fit with Gauge Trim P/N 61400328. Does not fit '23-later FLHXSE and '24-later FLHX models.

B. RADIO TRIM BEZEL
This chrome faceplate trim accents the center section of the inner fairing and highlights the radio. Trim is formed to the radio surround and features peel-and-stick adhesive backing for simple, permanent installation.

61400201
Fits '14-later Electra Glide, Street Glide, Ultra Limited and Tri Glide® models.

C. INNER FAIRING TRIM KIT
Add a touch of luxury and style to your dash. This complete kit dresses the inner fairing by surrounding the radio face-plate and gauges with chrome. Package includes Bar & Shield Radio Faceplate, two 4.0" Speedo/Tach Gauge Bezels, four 2.0" Gauge Bezels, Radio and Gauge Faceplate Trim and two Front Speaker Trim Rings.

96396-09
Fits '06-'13 Electra Glide, Street Glide and Trike models equipped with the Advanced Audio System Radio.

D. CHROME INSTRUMENT BEZELS
A touch of chrome makes all the difference. These bezel covers take just seconds to install and add the beauty of chrome to your dash. Available to fit all the fairing-mount gauges, these easy-to-install, chrome-plated formed rings feature peel-and-stick adhesive backing for permanent installation.

1. 4" Chrome Gauge Bezel
74541-00
Fits Speedometer and Tachometer Gauges on '00-'22 XL, '00-'13 Dyna® (except FLD and FXDWG), '13-'17 FXSB, FXSBSE, and FXST-Aus, and '00-'13 Electra Glide, Street Glide, Road Glide® and Trike Models. Sold individually.

2. 2" Chrome Gauge Bezel
74550-92T
Fits Voltmeter, Oil Pressure, Air Temp and Fuel Gauge on '86-'13 Electra Glide, Street Glide, Road Glide and Trike models. Sold in pairs.

3. Chrome Indicator Lamp Bezel Cover
74562-98
Fits '96-'13 Electra Glide, Street Glide and Trike models.


4. Radio and Gauge Faceplate Trim
74612-06
Fits '96-'13 Electra Glide, Street Glide and Trike models.




A. GAUGE TRIM KIT – CHROME



B. RADIO TRIM BEZEL




C. INNER FAIRING TRIM KIT



D. CHROME INSTRUMENT BEZELS




E. INNER FAIRING TRIM KIT – ROAD GLIDE



F. RADIO TRIM BEZEL – ROAD GLIDE



G. INNER FAIRING TRIM – CARBON FIBER DESIGN



TOURING & TRIKE 259

Fairing Trim

E. INNER FAIRING TRIM KIT – ROAD GLIDE®
Add a touch of luxury and style to your dash. This complete kit dresses the inner fairing by surrounding the gauges, radio faceplate and front speakers with chrome. Self-adhesive bezels are easy to install, and add a brilliant finish to matte or gloss finish inner fairings. The 6-piece kit includes the Gauge Trim Kit, Radio Faceplate Trim and two Front Speaker Trim Rings.

61400296 6-Piece Kit.
Fits '15-later Road Glide® models (except FLTRUSE). Does not fit models equipped with Boom!™ Audio Fairing Speakers. Also fits '23-later FLTRT models. Does not fit '23-later FLTRXSE '24-later FLTRX and FLTRXSTSE models.

F. RADIO TRIM BEZEL – ROAD GLIDE
This chrome faceplate trim accents the center section of the inner fairing and highlights the radio. Trim is formed to the radio surround and feature peel-and-stick adhesive backing for simple, permanent installation.

61400298
Fits '15-later Road Glide® models. Also fits '23-later FLTRT models. Does not fit '23-later FLTRXSE, '24-later FLTRX and FLTRXSTSE models.

G. INNER FAIRING TRIM – CARBON FIBER DESIGN
Transform the look of the inner fairing with this easy-to-install fairing trim accents. These self-adhesive components add a contrasting look to the expanse of satin black or color-matched surface in front of you. The 5-piece kit includes media storage door trim, left panel trim and 3-piece switch panel trim. The Gauge Trim surrounds the instrument cluster for added depth and dimension.

Fits '14-later Electra Glide®, Street Glide®, Ultra Limited® and Tri Glide® models. Does not fit '23-later FLHXSE, '24-later FLHX, FLTRX and FLTRXSTSE models.

61400328	Gauge Trim.
61400334	5-Piece Trim.

260 TOURING & TRIKE

Fairing Trim

A. SPEAKER TRIM – CHROME

When it comes to style, this chrome-plated trim makes your speakers look as good as they sound. These bezels mount directly over the Original Equipment speaker grills, and add a subtle spot of chrome. Easy to install, the kit includes left and right speaker trim and required mounting supplies.

61400197 Front.
Fits '14-later Electra Glide®, Street Glide®, Ultra Limited® and Tri Glide® models with Original Equipment speakers. Does not fit FLHTKSE models or models equipped with Boom!™ Audio High Performance Speakers or Harley-Davidson® Audio Powered by Rockford Fosgate®.

61400194 Rear.
Fits '14-later FLHTCU, FLHTCUL, FLHTK, FLHTKL, FLTRU and FLHTCUTG models with Original Equipment Tour-Pak® speakers. Does not fit FLHTKSE, FLTRUSE or models equipped with Boom!™ Audio High Performance Speakers or Harley-Davidson® Audio Powered by Rockford Fosgate®.

74584-99 Rear.
Fits '98-'13 FLHTCU, FLHTK and FLHTCUTG models. Does not fit '12-'13 FLHTCUSE or models equipped with Boom! Audio High Performance Speakers.

B. FAIRING MOUNT MIRRORS – BLACK

Fairing Mount Mirrors offer a truly innovative look from the traditional handlebar-mounted mirrors. Mounting just inside the inner fairing, the molded plastic mirror housings complement the contours of the batwing fairing. They provide a wide range of adjustability and feature convex mirror glass that maximizes your field of view. The Bar & Shield logo is carefully laser-etched on each mirror glass. Kit includes necessary hardware, instructions and mounting template for easy installation.

56000076
Fits '14-later Electra Glide, Ultra Limited and Tri Glide models. Original Equipment on Street Glide models (except FLHTCUTG). Does not fit '23-later FLHXSE and '24-later FLHX models.

91945-98B
Fits '96-'13 Electra Glide and Trike models. Original equipment on Street Glide models.

C. FAIRING MOUNT MIRRORS – CHROME

Add a splash of chrome to the batwing inner fairing. These Fairing Mount Mirrors de-clutter the handlebar and add a contemporary aero style to your ride. The attractive chrome housing provides a custom look, and the convex mirror and wide range of adjustment maximizes your field of view. A direct bolt-on replacement for Original Equipment fairing mount mirrors, the kit includes the hardware and mounting template required for easy and accurate installation on many models.

56000077
Fits '14-later Electra Glide, Street Glide, Ultra Limited and Tri Glide models. Original Equipment on Street Glide models (except FLHTCUTG). Does not fit '23-later FLHXSE and '24-later FLHX models.

56000029
Fits '96-'13 Electra Glide, Street Glide and Trike models. Original Equipment on '12 FLHXSE models.

D. ILLUMINATED FAIRING MOUNT MIRROR COVERS – CHROME

Add auxiliary LED turn signals and a splash of chrome to the inner fairing. The perfect finishing touch to a fully dressed inner fairing, these chrome-plated mirror housings feature fast-acting amber LED turn signals at the outer edge. Side turn signals attract attention from the drivers around you, and the plug-in, no-splice design simplifies installation.

56000084
Fits '14-later Touring (except '23-later FLHXSE, FLTRXSE, '24-later FLHX, FLTRX and FLTRXSTSE) and Trike models with fairing-mount mirrors. Does not fit with Split Vision Fairing Mount Mirrors P/N 92085-10 or Tapered Fairing Mount Mirrors P/N 56000098A or 56000099A.



A. SPEAKER TRIM – FRONT
'14-LATER MODELS



A. SPEAKER TRIM – REAR
'14-LATER MODELS



B. FAIRING MOUNT MIRRORS – BLACK



C. FAIRING MOUNT MIRRORS – CHROME



D. ILLUMINATED FAIRING MOUNT MIRROR COVERS – CHROME



E. SWITCH PANEL ACCENT



F. FORK LOCK COVER – CLOSED



F. FORK LOCK COVER – OPEN



G. BULLSEYE CONSOLE NUT



H. GAUGE VISOR RING

TOURING & TRIKE 261

Fairing Trim

E. SWITCH PANEL ACCENT

Dress for success. This handsome trim element frames the ignition and flanking rocker switches in chrome. Simple to install with peel-and-stick adhesive, the kit also includes inserts to cover inactive switch openings. Complete the chrome look with optional Radio Trim P/N 74612-06 and Chrome Gauge Bezels.

61400001
Fits '96-'13 Electra Glide®, Street Glide® and Trike models.

F. FORK LOCK COVER

This chrome-plated aluminum die-cast cover finishes the look of the Road King® fork lock. The protective cover adds a finishing touch to the handlebar cover and the smooth domed lid flips up to provide access to the fork lock. Includes chrome-plated flush-mount hardware.

71790-05 Fits '94-later Road King® models.

G. BULLSEYE CONSOLE NUT

Replace your plain stock chrome acorn nut with this special chrome-plated Console Nut that features a machined Bullseye design highlighted with black accent rings.

94755-99
Fits '93-'03 FXDWG, '90-'95 and '00-'17 Softail® (except FLSTSB, FXCW, FXCWC, FXS, FXSB, FXSBSE, FXSE, FXST-AUS, FXSTD and '09-'17 FLS, FLSS and FLSTC) and '94-'07 Road King models.

H. GAUGE VISOR RING

A touch of chrome makes all the difference. These easy-to-install trim rings feature an integrated eyebrow visor to shield the gauge face from the sun's glare. Self-adhesive backing for secure mount.

74661-04 5" Gauge.
Fits '12-'17 FLD, '99-'08 FXDWG, '15-'17 FXDF, '99-'17 Softail (except FLSTFSE, FLSTNSE, FXCW, FXCWC, FXS, FXSB, FXSBSE, FXSE, FXST-Aus, FXSTD and models equipped with Chrome Console P/N 67575-04), '18-later FLSL, FLDE, FLHC and FLHCS and '99-'07 Road King models.

262 TOURING & TRIKE

Console Trim

A. GLOSS BLACK CONSOLE KIT

Lead the way to the dark side. This blacked-out Console Kit includes the major components required to change the chrome console to a dark custom look. Manufactured from Original Equipment components for superior fit and finish, the kit includes black console, gasket and hardware. Available for models with or without 7-pin DIN headset connector. Add your choice of Fuel Door (sold separately) to set your bike apart from the crowd.

Fits '08-later Electra Glide®, Street Glide®, Ultra Limited®, Road Glide® and Tri Glide® models with center fill tank. Does not fit '23-later FLHXSE and FLTRXSE and '24-later FLHX, FLTRX and FLTRXSTSE models.

70900463 Without CB Communications Port.

B. FUEL TANK CONSOLE DOOR – GLOSS BLACK

The gloss black fuel door is the perfect match for the Gloss Black Console Kit. The easy-to-install fuel door replaces the stock door, and reuses Original Equipment mounting hardware.

70900465A

Fits '08-later Electra Glide®, Street Glide®, Ultra Limited®, Road Glide® and Tri Glide® models with center fill tank. Does not fit '23-later FLHXSE and FLTRXSE and '24-later FLHX, FLTRX and FLTRXSTSE models.

C. PUSH-BUTTON FUEL TANK CONSOLE DOOR RELEASE

An added convenience you'll appreciate at fuel stops. This lockable replacement for your stock fuel tank console door lock allows the door to be opened without a key by depressing the center button of the lock. For basic security, it can be locked with any barrel key.

53842-00C

Fits '92-later Electra Glide, Street Glide, Ultra Limited, Tour Glide™, Road Glide and Tri Glide models with center fill tank (except FLHXSE, FLTRXSE, FLHX and FLTRX).

D. SMOOTH PUSH-BUTTON FUEL TANK CONSOLE DOOR RELEASE

Add stop-and-go speed at the gas pump. The smooth button replaces the lock for push-to-open convenience. No more digging in your pocket for the key. The large button is easy to operate while wearing gloves.

Fits '92-later Electra Glide, Street Glide, Ultra Limited, Tour Glide, Road Glide and Tri Glide models with center fill tank. Does not fit '23-later FLHXSE and FLTRXSE, '24-later FLHX, FLTRX and FLTRXSTSE models.

53919-04B Chrome.

90300096A Gloss Black.



A. GLOSS BLACK CONSOLE KIT (70900463 SHOWN) (SHOWN WITH BLACK FUEL DOOR)



A.



E. NUMBER ONE SKULL FUEL TANK CONSOLE DOOR



F. RIDE FREE FUEL TANK CONSOLE DOOR



B. FUEL TANK CONSOLE DOOR – GLOSS BLACK



C. PUSH-BUTTON FUEL TANK CONSOLE DOOR RELEASE



G. WILLIE G SKULL FUEL TANK CONSOLE DOOR – BLACK



H. WILLIE G SKULL FUEL TANK CONSOLE DOOR – CHROME



D. SMOOTH PUSH-BUTTON FUEL TANK CONSOLE DOOR RELEASE – GLOSS BLACK



D. SMOOTH PUSH-BUTTON FUEL TANK CONSOLE DOOR RELEASE – CHROME



I. LIVE TO RIDE FUEL TANK CONSOLE DOOR – CHROME



I. LIVE TO RIDE FUEL TANK CONSOLE DOOR – GOLD

TOURING & TRIKE 263

Console Trim

E. NUMBER ONE SKULL FUEL TANK CONSOLE DOOR

The sinister Harley-Davidson #1 Skull logo dresses for a night on the town. This complete die-cast aluminum collection has been polished and chrome-plated to a brilliant shine, then finished with a contrasting black-filled Dark Custom Skull logo. These easy-to-install Fuel Doors replace the stock door, and reuse Original Equipment mounting hardware and lock.

62378-10A

Fits '08-later Electra Glide®, Street Glide®, Ultra Limited®, Road Glide® and Tri Glide® models with center fill tank. Does not fit '23-later FLHXSE and FLTRXSE, '24-later FLHX, FLTRX and FLTRXSTSE models.

F. RIDE FREE COLLECTION FUEL TANK CONSOLE DOOR

This collection celebrates our liberty to enjoy the freedom of the open road, and calls us all to explore, discover and unite with our love of motorcycling. Inspired by Willie G. Davidson's famous phrase, this collection continues in that tradition. Easy install in 30 minutes or less with no special tools needed. Reuses the Original Equipment mounting hardware and lock.

70900843

Fits '08-later Electra Glide®, Street Glide®, Ultra Limited®, Road Glide® and Tri Glide® models with center fill tank. Does not fit '23-later FLHXSE and FLTRXSE, '24-later FLHX, FLTRX and FLTRXSTSE models.

G. WILLIE G SKULL COLLECTION FUEL TANK CONSOLE DOOR – BLACK

Penned at the hand of Willie G, the famous Skull Collection makes a shift to the dark side. Completely drenched in matte black, the raised skull and surrounding Harley-Davidson Motorcycle script adds a subtle ominous touch to your ride. The matte finish easily coexists alongside gloss black or wrinkle black surfaces. These easy-to-install Fuel Doors replace the stock door, and reuse Original Equipment mounting hardware and lock.

61300794

Fits '08-later Electra Glide®, Street Glide®, Ultra Limited®, Road Glide® and Tri Glide® models with center fill tank. Does not fit '23-later FLHXSE and FLTRXSE, '24-later FLHX, FLTRX and FLTRXSTSE models.

H. WILLIE G SKULL FUEL TANK CONSOLE DOOR – CHROME

Add a little attitude to your ride. Styled to complement Harley-Davidson® Skull accessory items, the menacing raised skull with black-filled eyes leaps from a field of chrome. The surrounding Harley-Davidson Motorcycles script is the perfect finishing touch. These easy-to-install Fuel Doors replace the stock door, and reuse Original Equipment mounting hardware and lock.

61308-09A

Fits '08-later Electra Glide®, Street Glide®, Ultra Limited®, Road Glide® and Tri Glide® models with center fill tank. Does not fit '23-later FLHXSE and FLTRXSE, '24-later FLHX, FLTRX and FLTRXSTSE models.

61374-04

Fits '92-'07 Electra Glide, Tour Glide™ and Road Glide models with center fill tank.

I. LIVE TO RIDE FUEL TANK CONSOLE DOOR

Live to Ride, Ride to Live. It has become the motto of the Harley-Davidson nation, accompanying riders over millions of miles of travel. This collection is a tribute to that way of life. These easy-to-install Fuel Doors replace the stock door, and reuse Original Equipment mounting hardware and lock. Available in your choice of gold or chrome finish.

Fits '08-later Electra Glide®, Street Glide®, Ultra Limited®, Road Glide® and Tri Glide® models with center fill tank. Does not fit '23-later FLHXSE and FLTRXSE, '24-later FLHX, FLTRX and FLTRXSTSE models.

61335-09A Gold.

61300049A Chrome.

Fits '92-'07 Electra Glide, Tour Glide and Road Glide models with center fill tank.

61286-92T Gold.

264 TOURING & TRIKE

Tour-Pak® Trim

A. TOUR-PAK® HINGE AND LATCH KIT – GLOSS BLACK
Upgrade the appearance of your Tour-Pak® luggage. These Original Equipment-style hinges and latch are polished and finished in rich gloss black. The complete kit includes hinges, latch and all necessary hardware.

53000343
Fits '14-later Touring and Tri Glide® models equipped with Chopped or King Tour-Pak Luggage.

B. PREMIUM TOUR-PAK LATCHES
Styled to complement the Premium Tour-Pak Hinges, these die-cast latches provide a bold look to your ride. Designed to eliminate the traditional catch and clamp design, these latches make access to the Tour-Pak luggage easier than ever. Simply press down on the top of the lid to secure the latching mechanism. The self-aligning design positions the lid perfectly for no-fuss closure. A simple push of the button releases the lock and pops the lid open for convenience. Latches feature hidden hardware for a clean appearance and the front latch wraps around the Original Equipment lock for a custom touch. Kit includes front and rear latch and all mounting hardware.

Fits '06-'13 Touring and Trike models equipped with King or Ultra Tour-Pak Luggage. Does not fit with Leather, Razor-Pak or Chopped Tour-Pak Luggage. Does not fit models equipped with Tour-Pak Lock Covers P/N 53000217 or 53000218.

53000252	Chrome.
53000253	Gloss Black.

C. PREMIUM TOUR-PAK HINGES
Upgrade the appearance of your Tour-Pak luggage with billet-style premium hinges. Styled to complement the Original Equipment Tour-Pak latches, these hinges add a clean, bold look with no exposed hardware. Available in mirror chrome or gloss black finish, the complete kit includes two hinges and all necessary hardware. Drill is required to remove the factory installed hinge mounting rivets.

Fits '88-'13 Touring and Trike models equipped with Razor-Pak, Chopped or King Tour Pak luggage.

79211-08A	Chrome.
53000131	Gloss Black.

D. TOUR-PAK® REAR LIGHT TRIM
Add a custom touch to the Original Equipment Tour-Pak® carrier's rear lighting. This mirror chrome trim covers the satin black surface and adds a brilliant finishing touch to the rear of the bike. Self-adhesive mounting simplifies installation.

53000329
Fits '14-later FLHT, FLHTCU, FLHTCUL, FLHTK, FLHTKL, FLTRK, FLTRU, FLHTCUTG and models equipped with accessory King Tour-Pak and LED wrap-around tail lamp. Does not fit with Accent Rail P/N 53000229.

E. TOUR-PAK SIDE MARKER LIGHT TRIM
Add a custom touch to the Original Equipment Tour-Pak carrier's side lighting. Mirror chrome trim surrounds the side marker lights for a bit of flash and the self-adhesive backing simplifies installation. Kit includes left and right side trim.

53000330
Fits '14-later FLHTCU, FLHTCUL, FLHTK, FLHTKL, FLTRK, FLTRU and FLHTCUTG models with Original Equipment King Tour-Pak-mounted side lights. Also fits '14-later models equipped with accessory King Tour-Pak and Side Marker Light Kits P/N 54352-09 or 69494-06.



A. TOUR-PAK HINGE AND LATCH KIT – GLOSS BLACK



B. PREMIUM TOUR-PAK LATCHES – CHROME



B. PREMIUM TOUR-PAK LATCHES – GLOSS BLACK



C. PREMIUM TOUR-PAK HINGES – CHROME



C. PREMIUM TOUR-PAK HINGES – GLOSS BLACK



F. TOUR-PAK LATCHES – GLOSS BLACK



G. EZ TOUR-PAK LID CATCH



H. TOUR-PAK LOCK COVER – CHROME



H. TOUR-PAK LOCK COVER – GLOSS BLACK



D. TOUR-PAK REAR LIGHT TRIM



E. TOUR-PAK SIDE MARKER LIGHT TRIM



I. RETRACTABLE TOUR-PAK LID TETHER



J. RETRACTABLE TRUNK DOOR TETHER

TOURING & TRIKE 265

Tour-Pak® Trim

F. TOUR-PAK® LATCHES – GLOSS BLACK
Add a custom touch to your Tour-Pak® luggage. Styled to complement available gloss black Premium Tour-Pak Hinges, these Original Equipment-style latches are polished and finished in rich gloss black. The complete kit includes latches, hasps and all necessary hardware.

53000130
Fits '88-'13 Touring and Trike models equipped with Razor-Pak, Chopped or King Tour-Pak Luggage.

G. EZ TOUR-PAK LID CATCH
Add the convenience of a self-aligning Tour-Pak lid to your Touring bike. Simply close the lid and latch it down. This easy-to-install kit eliminates the need to shift the position of the lid because the latches line up perfectly every time.

53000195
Fits '85-'13 Touring and Trike models equipped with King, Ultra or Razor-Pak Tour-Pak Luggage. Does not fit Chopped, Leather or Sport Tour-Pak luggage.

H. TOUR-PAK LOCK COVER
This elegant die-cast cover with a Bar & Shield logo adds a custom touch to your Tour-Pak lock. Simply use your thumb to rotate the domed cover to expose the Original Equipment lock. A detent holds the cover in the open position and provides unhindered access for your key. Easy to install, the protective cover is held firmly in place by the Original Equipment lock and lock mounting hardware.

Fits '88-'13 Touring and Trike models equipped with King, Razor-Pak or Chopped Tour-Pak Luggage. Does not fit with Premium Tour-Pak Latches P/N 53000252 or 53000253.

53000217	Chrome.
53000218	Gloss Black.

I. RETRACTABLE TOUR-PAK LID TETHER
Add the convenience of a Retractable Tether to your Tour-Pak luggage. When extended to its full length, the strong cord holds the lid open at least 10° past vertical for improved stability and easy packing. Then the device automatically coils the tether cord inside the housing to eliminate pinched cords when closing the lid. The attractive housing with Bar & Shield logo attaches to the existing mounting points and replaces the Original Equipment cord.

54171-11
Fits '97-'13 Touring and Trike models equipped with a King, Ultra, Chopped or Razor-Pak Tour-Pak luggage. Will not fit Leather or Sport Tour-Pak luggage.

J. RETRACTABLE TRUNK DOOR TETHER
Add the convenience of a Retractable Tether to your Trike trunk door. The tethers easily mount to your trunk door and replace the stock support cords. When you open the trunk door, the tether smoothly deploys from the housing to support the door in the full open position. Then as you close the door, the device automatically coils the tether cord inside the housing to eliminate pinched cords. The attractive housing with Bar & Shield logo attaches to the existing mounting points. Sold in pairs.

53000237
Fits '11-later Tri Glide® models.

266 TOURING & TRIKE

Saddlebag Trim

A. SADDLEBAG LATCH AND HINGE KIT – GLOSS BLACK
Gloss Black Saddlebag Hinge Covers and finger-operated Latches are an easy way to give your Touring bike a unique monochrome look. These latches add a dark custom touch to the motorcycles’s profile, and complement almost any paint combination. Easy to install with Original Equipment hardware and reflectors.

90200914 Latch Lever and Hinge Cover Kit.
Fits '14-later Touring models (except '23-later FLHXSE, FLTRXSE, '24-later FLHX, FLTRX and FLTRXSTSE) equipped with hard saddlebags.

90201052 Latch Lever only.
Fits '14-later Touring models (except FLHXSE and FLTRXSE) equipped with hard saddlebags.

B. SADDLEBAG LATCH PLATE – VIVID BLACK
Saddlebag Latch Plates are an easy way to give your Touring bike a unique monochrome look. Available in Vivid Black, these latches add a splash of color to the motorcycle profile. Easy to install with Original Equipment hardware.

Fits '93-'13 Touring models equipped with Color-Matched Hard Saddlebags. HDI models require separate purchase of Reflectors P/N 59289-92 and 59290-92.

90853-06DH Right Side.

C. BILLET SADDLEBAG HINGE COVER KIT – EDGE CUT
Dress your saddlebags in style. Edge Cut Saddlebag Hinge Covers feature a rich black finish that is machined to expose the highlights of raw aluminum. The contrasting cut-back look makes a powerful visual statement, and works great with both traditional and contemporary customizing styles. These covers replace the Original Equipment covers, but retain the stock hinges and locks for easy installation. Kit includes left and right covers, mounting hardware and saddlebag-mounted red reflectors.

90200915
Fits '14-later Touring (except FLHRC, '23-later FLHXSE, FLTRXSE and '24-later FLHX, FLTRX and FLTRXSTSE) models equipped with hard saddlebags. HDI models require separate purchase of amber Reflector P/N 59289-92 and 59290-92.

D. BILLET SADDLEBAG HINGE COVER KIT – CHROME GROOVED
This sweep of chrome will set the tone for a very special Touring custom. Manufactured from billet aluminum, this polished and plated cover replaces the Original Equipment saddlebag hinge for a striking look. The grooved ball-milled design and curved leading and trailing edge add a feeling of forward motion, even while parked on Main Street. Kit includes chrome-plated mounting hardware and red saddlebag-mounted reflectors.

90201084
Fits '14-later Touring (except FLHRC, '23-later FLHXSE, FLTRXSE and '24-later FLHX, FLTRX and FLTRXSTSE) models equipped with hard saddlebags. HDI models require separate purchase of amber Reflector P/N 59289-92 and 59290-92.



A. SADDLEBAG LATCH AND HINGE KIT – GLOSS BLACK



A. SADDLEBAG LATCH AND HINGE KIT – GLOSS BLACK



A. SADDLEBAG LATCH AND HINGE KIT – GLOSS BLACK



B. SADDLEBAG LATCH PLATE – VIVID BLACK



C. BILLET SADDLEBAG HINGE COVER KIT – EDGE CUT



D. BILLET SADDLEBAG HINGE COVER KIT – CHROME GROOVED



E. FENDER SUPPORT KIT – GLOSS BLACK



F. SADDLEBAG FILLER STRIPS – BLACK



F. SADDLEBAG FILLER STRIPS – BLACK



F. SADDLEBAG FILLER STRIPS – CHROME, SLOTTED '95-'08 MODELS



G. LOWER BELT GUARD COVER – CHROME

TOURING & TRIKE 267

Chassis Trim – Rear End

E. FENDER SUPPORT KIT – GLOSS BLACK
Manufactured from Original Equipment components to ensure superior fit and finish, the gloss black Fender Support Kit replaces the Original Equipment cast and chrome fender support system and continues the dark look to the area between and behind the saddlebags. The ideal finishing touch for your blacked-out Touring bike, these covers are the perfect complement to the optional gloss black Passenger Sissy Bars, Luggage Racks, Tour-Pak® mounting racks and Docking Hardware Kits. Kit includes gloss black left and right supports and docking hardware slot fillers.

90201206
Fits '14-later Touring models.

F. SADDLEBAG FILLER STRIPS
For those who seek perfection, these kits fill in the gaps between the fender and the rear of the saddlebags, hiding the saddlebag mounting bracket. Choose between primed, highly polished chrome, or color-matched to your sheet metal and bags for a truly custom look.

Fits '14-later Touring (except FLHRXS, FLHX, FLHXS, FLTRX, FLHXSE, FLTRXS and FLTRXSE) models with hard saddlebags. Does not fit with accessory Saddlebag Guard Rails.

90200872DH Solid – Vivid Black.

G. LOWER BELT GUARD COVER – CHROME
Dress your lower belt guard in chrome. This polished and chrome-plated metal guard is formed to fit over the Original Equipment belt guard for easy installation.

60408-09
Fits '07-later Touring models.

268 TOURING & TRIKE

Tour-Pak® & Saddlebag Lighting

SIGNATURE LED REAR LIGHTING

Signature LED Rear Lighting delivers modern style and function that improves rider conspicuity to surrounding traffic. The light pipe around the perimeter diffuses light and is always illuminated as a running light for eye-catching visibility. LED Brake and Turn lights exceed the output of Original Equipment rear lighting. These lamps offer easy plug-and-play installation that requires no wiring splicing.

A. KEYSTONE LED RUN/BRAKE/TURN LAMP

Nestled in the fender strut opening, these Keystone LED lamps add stylish and practical lighting to the rear of the bike. When the bike is parked, the dark lamps fill the gap between the fender and saddlebags for a clean, uncluttered look. Lamps are mounted in a sealed housing that slips into the opening and are held in place with the saddlebag support hardware and an adhesive pad.

Fits '14-later FLHR, FLHTCU, FLHTCUL, FLHTK, FLHTKL, and FLTRU models.

67801080	Red Lens.
67801082	Smoked Lens.



A. KEYSTONE LED RUN/BRAKE/TURN LAMP - RED LENS



A. KEYSTONE LED RUN/BRAKE/TURN LAMP - SMOKED LENS



A. KEYSTONE LED RUN/BRAKE/TURN LAMP



B. SIGNATURE LED KING TOUR-PAK LUGGAGE RUN/BRAKE/TURN LAMP KIT



C. SIGNATURE LED KING TOUR-PAK® LUGGAGE CARRIER RUN/BRAKE/TURN LAMP KIT – RED LENS



D. SIGNATURE LED TOUR-PAK SIDE MARKER LIGHT KIT – RED LENS

TOURING & TRIKE 269

Tour-Pak® & Tour-Pak Lighting

B. SIGNATURE LED KING TOUR-PAK® LUGGAGE RUN/ BRAKE/TURN LAMP KIT

Signature LED Rear Lighting delivers modern style and function that improves rider conspicuity to surrounding traffic. The light pipe around the perimeter diffuses light and is always illuminated as a running light for eye-catching visibility. Sequential turn signal elements sweep outward from the center to grab the attention of other motorists and make the motorcycle more conspicuous. LED Brake and Turn lights exceed the output of Original Equipment rear lighting. Easy plug-and-play installation requires no wiring splicing.

67801541 Red Lens.
Fits '23-later FLHXSE and FLTRXSE, and '24-later FLHX, FLTRX, and FLTRXSTSE equipped with a King Tour-Pak.
Requires additional purchase of Electrical Connection Kit P/N 69203400.

C. SIGNATURE LED KING TOUR-PAK® LUGGAGE CARRIER RUN/BRAKE/TURN LAMP KIT

Sequential turn signal elements sweep outward from the center to grab the attention of other motorists and make the motorcycle more conspicuous. Offered with Smoked or Red lenses.

Fits '14-later Touring (except 23-later FLHXSE and FLTRXSE, and '24-later FLHX, FLTRX, and FLTRXSTSE) and Trike models equipped with King Tour-Pak® luggage carrier.

67801129	Red Lens.
67801128	Smoked Lens.

D. SIGNATURE LED TOUR-PAK SIDE MARKER LIGHT KIT

Replaces Original Equipment King Tour-Pak side marker lights with brilliant LED elements to complement LED Signature lighting to the rear of the motorcycle. Offered with Smoked or Red lenses.

Fits '14-later Touring and Trike models equipped with King Tour-Pak® luggage carrier.

68000312	Smoked Lens.
68000313	Red Lens.



***WARNING:** Disconnecting your DOT-required tail, brake and turn signal lighting could reduce your visibility to others and result in death or serious injury.



***WARNING:** Disconnecting your DOT-required tail, brake and turn signal lighting could reduce your visibility to others and result in death or serious injury.

270 TOURING & TRIKE

Rear Lighting

A. LIGHT BAR WITH LED BULLET TURN SIGNALS*
These Turn Signals feature fast-acting, extra-bright LEDs set in compact bullet-shaped die-cast housings. Available with red or smoked lenses, these lamps glow a bright red color when functioning as brake lamps, running lights and directional indicators. The kit includes the Rear Light Bar with integrated down-lighting for the license plate, bullet lamp housings and wiring. Installation does not require installation of a control box or load equalizer and the turn signals attach directly to existing wiring without cutting or splicing. These LED signals are the perfect match for the available LED Front Turn Signals. Meets DOT requirements.

Fits '17-later FLHRXS and '14-later FLHT, FLHX, FLHXS, FLTRX, and FLTRXS models with Original Equipment rear bullet stop/turn/tail light bar.

67800494	Black – Smoked Lens.
67800492	Chrome – Smoked Lens.

B. BULLET REAR LIGHT BAR – GLOSS BLACK*
Complete the blacked-out treatment of your custom Touring bike. This complete kit replaces the Original Equipment chrome bar and lamps with a sinister black edition for a minimalistic look. The kit includes the Rear Light Bar with integrated down-lighting for the license plate, bullet lamp housings and wiring.

Fits '10-later Street Glide®, '10-later Road Glide®, '17-later FLHRXS and '19-later FLHT models with Original Equipment rear bullet turn signal light bar. Does not fit '23-later FLHFB, FLHXSE, FLTRKSEANV and FLTRXSE and '24-later FLHX, FLTRX and FLTRXSTSE models.

67800483	Domestic.
67800484	International.


C. TRI-BAR LIGHT UPGRADE – AUXILIARY RUNNING LIGHT/BRAKE LIGHT*
Upgrade the Original Equipment Tri-Bar fender light from a single-mode running light to a dual-mode running and brake light. The three smoked light bands glow red in the running mode and increase in intensity when the brakes are applied.

68358-07A
Fits '06-'09 FLHX models.

67774-10
Fits '10-later FLHX and FLTRX models (except HDI models and '24-later FLHX and FLTRX).

D. REAR FENDER TIP LIGHT – AUXILIARY RUNNING LIGHT/BRAKE LIGHT*
Upgrade your Touring model's Original Equipment fender tip light from a single-mode running light to a dual-mode running and brake light. The brilliant lamp glows red in the running mode and increases in intensity when the brakes are applied. The available smoked or red lenses complement any styling direction. Easy plug-in connection to the Original Equipment wiring harness.

59685-10 Red Lens.
Fits '09-'16 FLHTC, FLHTCU, FLHTCUL, FLHTK, FLHTKL and '16 FLTRU models.

 ***WARNING:** Disconnecting your DOT-required tail, brake and turn signal lighting could reduce your visibility to others and result in death or serious injury.



A. LIGHT BAR WITH LED BULLET TURN SIGNALS – BLACK WITH SMOKED LENSES



A. LIGHT BAR WITH LED BULLET TURN SIGNALS – CHROME WITH SMOKED LENSES



B. BULLET REAR LIGHT BAR – GLOSS BLACK



C. TRI-BAR LIGHT UPGRADE – AUXILIARY RUNNING LIGHT/BRAKE LIGHT



D. REAR FENDER TIP LIGHT – AUXILIARY RUNNING LIGHT/BRAKE LIGHT



E. CURVED LICENSE PLATE FRAME – TOURING, CHROME



F. TOUR-PAK LUGGAGE AND SADDLEBAG INTERIOR LIGHT KIT – '14-LATER MODELS



E. CURVED LICENSE PLATE FRAME – TOURING, GLOSS BLACK



F. TOUR-PAK LUGGAGE AND SADDLEBAG INTERIOR LIGHT KIT (68000151 SHOWN)



G. TRUNK INTERIOR LIGHT KIT

TOURING & TRIKE 271

Rear Lighting

E. CURVED LICENSE PLATE FRAME – TOURING
Love the look of your bike but hate the appearance of your state-mandated license plate? This stylish Curved License Plate Frame is shaped to hug the contour of the rear fender. Designed to replace the Original Equipment black license plate bracket, installation requires no drilling or rewiring. The front frame cover conceals the plate's mounting holes and raw edges and the curved shape hides the unfinished rear side of the plate. Available in chrome or gloss black finish, the complete kit includes all required mounting hardware.

Fits '10-later FLHRXS and '10-'23 FLHX, FLHXS, FLHXST, FLTRX, FLTRXS, and FLTRXST models.

67900008	Chrome.
67900058	Gloss Black.


F. TOUR-PAK® LUGGAGE AND SADDLEBAG INTERIOR LIGHT KIT
Don't be left in the dark. This bright convenience lamp kit turns nighttime into day when you open your Tour-Pak® luggage or saddlebag. A brilliant white LED light pod mounts inside the Tour-Pak luggage to illuminate the interior and the two available LED light pods mount to the bottom of the Tour-Pak luggage to cast light inside the open saddlebags. Each LED light pod features a soft-touch micro switch for ease of activation and a 5-minute auto shutoff timer to prevent battery drain.

3-Light Tour-Pak & Saddlebag Light Kit
68000151
Fits '14-later Touring (except '23-later FLHXSE and '24-later FLHX) models equipped with rigid or detachable King Tour-Pak Luggage.

1-Light Tour-Pak Light Kit
68000152
Fits '14-later Touring (except '23-later FLHXSE and '24-later FLHX) models equipped with rigid or detachable King Tour-Pak Luggage.

G. TRUNK INTERIOR LIGHT KIT
Don't be left in the dark. This bright convenience lamp kit turns nighttime into day when you open your Trike's trunk. Two brilliant white LED light pods mount inside the trunk to illuminate the interior and the included contact switch turns the light on and off when you open and close the door. A 5-minute auto shut-off timer prevents battery drain. Kit includes wiring harness and installation hardware.

83946-11	Fits '09-later FLHTCUTG models.
-----------------	---------------------------------

 ***WARNING:** Disconnecting your DOT-required tail, brake and turn signal lighting could reduce your visibility to others and result in death or serious injury.

272 TOURING & TRIKE

Electrical Accessories

A. VEHICLE HOLD CONTROL UPGRADE KIT

This kit enables the Vehicle Hold Control (VHC) feature, which applies and holds brake pressure when activated and prevents the motorcycle from rolling after the rider has released the brake controls. The primary function of VHC is to prevent the motorcycle from rolling when it is stopped and make it easier to ride away with confidence by minimizing the number of controls needed to pull away smoothly.

- Adds VHC to models equipped with Rider Safety Enhancements by Harley-Davidson (formerly known as RDRS)
- Prevents the motorcycle from rolling when it is stopped, for example at a stop sign on a hill, in stop-and-go traffic on a slope, or on a steep decline out of a parking structure
- The system applies brake pressure from the time the rider has released the brake controls until the rider actuates the throttle and clutch to pull away
- VHC is engaged and disengaged automatically, making it easier to maneuver the bike confidently
- VHC is not intended as a substitute for a parking brake in any situation

69203477

Fits '20-later Touring models equipped with Rider Safety Enhancements by Harley-Davidson (formerly known as RDRS) and '24-later FLHX, FLTRX, and FLTRXSTSE. Stock on '23-later FLHXSE and FLTRXSE. For use with DOM, CAL, CAN, JPN, JP2, and CHN configurations only.

B. AUXILIARY POWER PORT – HANDLEBAR MOUNT

Power your cell phone, GPS, portable music player or tire inflator from this handy 12-volt power port. The elegant cast housing features a conventional style power outlet that accepts most 12V automotive power adapter plugs and a pop-top cover to protect the port while not in use.

Fits '15-'20 XG, '14-'22 XL, '12-'17 Dyna®, '11-later Softail® (except FXDRS, and FXFB and FXFBS models with stock tapered bars), '14-later Road King®, and models with either 1" or 7/8" diameter handlebars. '17-later Road King® requires separate purchase of Electrical Connection Kit P/N 69201599A. '18-later Softail® models require separate purchase or Electrical Connection Kit P/N 69201750.


69200971 Chrome.

69200970 Black.

Fits '12-'17 Dyna, '11-later Softail (except FXDRS, and FXFB and FXFBS models with stock tapered bars), and '14-later Road King models with 1-1/4" diameter handlebars. '17-later Road King requires separate purchase of Electrical Connection Kit P/N 69201599A. '18-later Softail models require separate purchase of Electrical Connection Kit P/N 69201750.

69200855 Chrome.

69200854 Black.



A. VEHICLE HOLD CONTROL UPGRADE KIT



C. USB CHARGING ADAPTOR



TOURING & TRIKE 273

Electrical Accessories

C. USB CHARGING ADAPTOR

Charge your cell phone, MP3 players and other hand-held devices while on the road. Compact Adaptor plugs into standard or accessory 12-volt power ports, and provides a standard USB-style outlet that accepts many phone and music player power cords.

69200357

For use with Original Equipment or accessory 12V Auxiliary Power Port. Does not fit Electric Vehicles.

AUXILIARY POWER PORTS

Power your cell phone, GPS, portable music player or tire inflator from this handy 12-volt power port. The conventional style power outlet accepts most 12V automotive power adapter plugs, and features a pop-top cover to protect the port while not in use.

D. AUXILIARY POWER PORT – TOUR-PAK® MOUNT

Easy-access power port mounts to the wall of the Tour-Pak® luggage, allowing you to recharge music players and cell phones in a secure locked location.

69200826

Fits '14-later FLHTCU, FLHTCUL and FLHTCUTG models. Original Equipment on FLHTK, FLHTKL, FLTRK, and FLHTCUTGSE models.

91671-10

Fits '06-'13 FLHTC and FLTRU, '96-'13 FLHTCU and '09-'13 FLHTCUTG models. Also fits '06-'13 Touring models with accessory King Tour-Pak luggage and '98-'13 Touring models with Tour-Pak mounted rear speaker pods. Not for use with Accessory Fitted Liners or Premier Liner.

E. AUXILIARY POWER PORT – SADDLEBAG MOUNT

This convenient power port mounts to the inside wall of the saddlebag, allowing you to charge cell phones and music players in an out-of-sight location. Power port features a quick-disconnect plug for use with detachable saddlebags.

69200091

Fits models equipped with 12-volt battery (except FXDRS, VRSC™, XG models, '23-later FLHXSE and FLTRXSE, and '24-later FLHX, FLTRX, and FLTRXSTSE or with Throw-Over or Swingarm Bags). Not for use with accessory Fitted Liners or Premier Liner. Requires separate purchase of Battery Charging Harness P/N 94624-97B, if not already equipped.



B. AUXILIARY POWER PORT – HANDLEBAR MOUNT, CHROME



D. AUXILIARY POWER PORT – TOUR-PAK MOUNT



B. AUXILIARY POWER PORT – HANDLEBAR MOUNT, BLACK



E. AUXILIARY POWER PORT – SADDLEBAG MOUNT



274 TOURING & TRIKE

Electrical Accessories

A. AUXILIARY POWER SWITCH KIT – FAIRING MOUNT

Styled to match the Original Equipment fairing dash panel switches. These Auxiliary Power switches allow you to control additional fog lamps, auxiliary lighting, heated gear or electrical accessories with the touch of a finger. Kit includes two auxiliary switches, wire harnesses and installation hardware.

71400129
Fits '17-later Electra Glide®, Street Glide®, Road Glide®, Ultra Limited® and Tri Glide® (except '24-later FLHX, FLTRX and FLTRXST) models. Does not fit CVO™ models.

71400106
Fits '14-'16 Electra Glide, Ultra Limited, Road Glide Ultra and Tri Glide models.

71400105
Fits '14-'16 Road Glide, Street Glide and Ultra Limited models. Includes dash switch assembly mount.



A. AUXILIARY POWER SWITCH KIT – FAIRING MOUNT (71400129 SHOWN)



B. ELECTRICAL CONNECTION UPDATE KIT – TOURING

Harness plugs into accessory connector to provide 12-volt power leads. Required to install Heated Grips, XM Radio, Cruiser Amp & Speaker Systems, zūmo® GPS, Digital Oil Pressure Gauge, Garage Door Opener Kits, Heated Seats, decorative lighting or other electrical accessories.

69201599A
Fits '18-later Softail models and '17-later Touring (except '23-later FLHXSE, FLTRXSE, '24-later FLHX, FLTRX and FLTRXSTSE) and Trike as a mid-bike connector (near the seat).

69200722
Fits '14-'16 Touring and Trike models.



A. AUXILIARY POWER SWITCH KIT – FAIRING MOUNT (71400105 SHOWN)



C. SWITCHED CIRCUIT ADAPTER HARNESS

This harness allows two accessories to be connected to the switched accessory circuit featured on '94-later Touring models. You then may switch two accessories on or off simultaneously as required.

70264-94A
Fits '94-later Touring and Trike models. Required on '14-later Touring and Trike models when connecting multiple powered accessories using Electrical Connection Kit P/N 69200722, 71400129, or 69201599A.

69201706
Fits '18-later Softail® and '17-later Touring (except '23-later FLHXSE, FLTRXSE, '24-later FLHX, FLTRX and FLTRXSTSE) and Trike models. Required when connecting the CoolFlow™ Fan and another powered accessory using Electrical Connection Kit P/N 69201599A.

Also available:
ELECTRICAL ACCESSORY ADAPTER
Harness accommodates the addition of multiple electrical accessories to the main battery power circuit on specified models.


70270-04A
Fits '07-'17 VRSC™, '04-'13 XL and XR, '04-'11 Dyna®, '04-'10 Softail and '04-'13 Touring models. Also fits '14-later Touring and Trike models when equipped with a third or fourth pair of Boom!™ Audio Stage II speakers.



B. ELECTRICAL CONNECTION UPDATE KIT – TOURING (69201599A SHOWN)



B. ELECTRICAL CONNECTION UPDATE KIT – TOURING (69200722 SHOWN)



C. SWITCHED CIRCUIT ADAPTER HARNESS & ELECTRICAL ACCESSORY ADAPTER



D. 54-AMP HIGH OUTPUT CHARGING SYSTEM



E. 45-AMP CHARGING SYSTEM FOR ELECTRA GLIDE MODELS



F. VOLTAGE REGULATOR – CHROME TOURING



TOURING & TRIKE 275

Electrical Accessories

D. 54-AMP HIGH OUTPUT CHARGING SYSTEM

The Harley-Davidson® High Output Charging System is engineered to provide 30% more power than the stock system at idle. With 54 amps of output at 4000 rpm, accessories will operate at their peak performance – no more dimming lights, reduced audio performance or under-performing heated gear. This is a recommended installation anytime a multi-amp audio system is installed on the vehicle in order to achieve the full capability of your audio system. It is also recommended when installing heated seats, heated gear and other higher-draw powered accessories.

Stock on select CVO™ Touring models, the complete kit includes high performance rotor, stator, voltage regulator and all gaskets and hardware required for installation.

29900028A
Fits '11-'16 Touring, '10-'16 CVO Touring and '09-'16 Trike models. Stock on '14-'16 FLHTKSE, FLHXSE and FLTRUSE.

E. 45-AMP CHARGING SYSTEM FOR ELECTRA GLIDE® MODELS

Standard equipment on H-D® Touring-style Police motorcycles, this high-output charging system knows how to work for a living. Add more electronics – including lights – on your Electra Glide® model without worrying about whether you've got the juice to back it up.

29999-97B Fits '99-'05 FLHT models.

Also available: (not shown)
32-AMP HIGH-OUTPUT ALTERNATOR KIT
Stock on all '89-later carbureted 1340 models. 50% increase in amperage for the heavily accessorized motorcycle.

29985-87
Fits '84-'88 FLT, FLHT, and FXR (wet clutch) models. (Will not fit '84-'88 Softail®.) Stock on all '89-'95 and some '96-'97 Evolution® 1340-equipped models.

F. VOLTAGE REGULATOR – CHROME

Original Equipment voltage regulators with a sparkling triple-plated chrome finish. Hand-buffed, then copper-, nickel- and chrome-plated, these brilliant chrome-plated regulators are the perfect highlight for any Harley-Davidson® motorcycle.

74622-09
Fits '09-'16 Touring and Trike models (except '14-later FLHRSE and FLHTKSE and '15-later FLHXSE and FLTRUSE).

74622-06 Fits '06-'08 Touring models.

276 TOURING & TRIKE

Chassis Trim – Trike

A. WHEEL CENTER COVER KIT

These chrome-plated hubcaps add style and depth to the Trike’s rear wheels. The snap-fit covers have no visible fasteners for a clean, custom look.

83841-09
Fits '09-later FLHTCUTG, '10-'11 FLHXXX, '15-later FLRT and '23-later FLTRT models. Installation on Original Equipment wheel requires removal of wheel and factory center medallion.

B. EXHAUST TRIM

This chrome-plated accent piece trims the exhaust openings in the trunk fascia and adds a touch of brightwork to the rear of the bike. Easy to install with no visible fasteners, the formed steel trim features pre-applied high-temp adhesive backing for a clean, uncluttered look.

83843-09
Fits '14-later Tri Glide® models. Does not fit CVO™ Tri Glide models. Will not fit with Illuminated Fascia Accent Trim P/N 68000129

C. TRIKE MUD FLAPS – TRI GLIDE LOGO

Custom-fit Mud Flaps protect the sides of your Trike’s trunk box from spray and road debris and keep the finish clean and free of mud and tar buildup. Custom molded for a perfect fit, these matte black mud flaps feature a raised light gray Tri Glide script logo. Kit includes left and right mud flap, reinforcing brackets and mounting hardware.

59600018
Fits '09-later FLHTCUTG and '10-'11 FLHXXX models.

D. TRUNK GUARD

Unique rear guard wraps around the bodywork to protect your finish from damage. Lightweight steel tubing incorporates high-quality welded joints and is hand-polished and chrome-plated for a brilliant finish. Kit includes all necessary mounting hardware for bolt-on installation.

83825-09B
Fits '09-later FLHTCUTG and '10-'11 FLHXXX models.
49000069 Chrome.
Fits '15-later FLRT and '23-later FLTRT models.

E. ILLUMINATED FASCIA ACCENT TRIM*

Sweeping chrome trim dresses the trunk fascia for a distinctive yet functional look. The inset LED light bar glows as a running lamp when the ignition is on and functions as an auxiliary red lamp when the brakes are applied. Available with smoked or red LED lens to match your customizing direction. Can be installed on models equipped with Trunk Guard.

68000129 Red Lens.
Fits '14-later Tri Glide models. Does not fit CVO Tri Glide models. Will not fit with Exhaust Trim P/N 83843-09.



A. WHEEL CENTER COVER KIT



B. EXHAUST TRIM



C. TRIKE MUD FLAPS – TRI GLIDE LOGO



D. TRUNK GUARD – TRI GLIDE



D. TRUNK GUARD – FREEWHEELER – CHROME




E. ILLUMINATED FASCIA ACCENT TRIM – RED LENS



F. TRANSPARENT PAINT GUARD KITS –SADDLEBAG LID



F. TRANSPARENT PAINT GUARD KITS – SADDLEBAG LID '14-LATER MODELS



G. TRANSPARENT PAINT GUARD KITS – TOURING SIDE COVERS



H. TRANSPARENT PAINT GUARD KIT (83989-10A SHOWN)



H. TRANSPARENT PAINT GUARD KIT (11100125 SHOWN)



I. FAIRING BRA – BAT WING FAIRING (57000307 SHOWN)



I. FAIRING BRA – BAT WING FAIRING (57800-00 SHOWN)

TOURING & TRIKE 277

Paint Protection

TRANSPARENT PAINT GUARD KITS

This transparent skin is designed to protect your paint from bugs, boot scuffs and road debris. The crystal-clear material protects the paint without changing the overall look of your bike. And the optical properties of the material disguise minor scuffs and scratches. The application process is similar to that of tinted window film and the material can be removed and replaced when it is no longer cosmetically appealing. Scratches to paint can be expensive to repair but scratches to this film can be removed by applying a small amount of heat with a heat gun.

F. SADDLEBAG LID

11100311
Fits '24-later FLHX, FLTRX, and FLTRXSTSE. Does not fit with Saddlebag Lid Speakers. Not recommended for use on denim or aftermarket paint.

11100098
Fits '14-later Touring (except '23-later FLHXSE, FLTRXSE, '24-later FLHX and FLTRX) models with Color-Matched Hard Saddlebags. Does not fit models with leather-covered bags, or Boom!™ Audio Speaker Lids. Not recommended for use on denim or aftermarket paint.

G. TOURING SIDE COVERS

11100078
Fits '97-later Touring models. Not recommended for use on denim or aftermarket paint.

Also available

FRONT FENDER

11100080
Fits FLD, most FL Softail® (except Springer™), Touring, FLHTCUTG and FLHXXX models. Not recommended for use on denim or aftermarket paint.

H. TRANSPARENT PAINT GUARD KIT – TRIKE

This transparent skin is designed to protect parts of the Trike bodywork from boot scuffs and road debris. The crystal-clear material protects the area surrounding the passenger footboard and is pre-cut to fit the leading and inner surface of the rear fender, the fascia panel of the trunk and the side covers. Scratches in the material can be “healed” by applying a small amount of heat with a heat gun. The application process is similar to that of tinted window film and the material can be removed and replaced when it is no longer cosmetically appealing.

83989-10A
Fits '09-later FLHTCUTG and '10-'11 FLHXXX models. Not recommended for use on denim or aftermarket paint.

11100125
Fits '15-later FLRT models. Not recommended for use on denim or aftermarket paint.

I. FAIRING BRA – BATWING FAIRING

Offering a custom look and protection from the elements for your fairing, this Fairing Bra is made with non-abrasive, fleece-backed vinyl material and features a Bar & Shield logo. It is designed for easy installation and a custom fit.

57000307
Fits '14-later Electra Glide®, Street Glide® (except '23 FLHXSE and '24 Street Glide), Ultra Limited® and Tri Glide® models.

57800-00
Fits '96-'13 Electra Glide, Street Glide and Trike models. Requires separate purchase of Chrome Windshield Trim P/N 59213-96.



***WARNING:** Disconnecting your DOT-required tail, brake and turn signal lighting could reduce your visibility to others and result in death or serious injury.